



**COWICHAN VALLEY  
REGIONAL DISTRICT**

**2023  
STATEMENT OF  
FINANCIAL INFORMATION**

## Cowichan Valley Regional District

### MANAGEMENT REPORT


The Financial Statements contained in this Statement of Financial Information under the Financial Information Act (the "Act") have been prepared by management in accordance with Canadian public sector accounting standards, and the integrity and objectivity of these statements are management's responsibility. Management is also responsible for all the statements and schedules, and for ensuring that this information is consistent, where appropriate with the information contained in the financial statements.

Management is also responsible for implementation and maintaining a system of internal controls to provide reasonable assurance that reliable financial information is produced.

The Regional Board of Directors is responsible for ensuring that management fulfils its responsibilities for financial reporting and internal controls and exercises this responsibility through the Regional Services Committee of the Board.

The external auditors, KPMG LLP, conduct an independent examination, in accordance with Canadian generally accepted auditing standards, and express their opinion on the financial statements. Their examination does not relate to the other schedules and statements required by the Act. Their examination includes a review and evaluation of the Regional District's system of internal control and appropriate tests and procedures to provide reasonable assurance that the financial statements are presented fairly. The external auditors have full and free access to the Corporate Services Committee of the Board.

On Behalf of Cowichan Valley Regional District




---


Tracy Bowen, CPA, CGA  
Chief Financial Officer, Finance Division  
Cowichan Valley Regional District  
June 26, 2024

Cowichan Valley Regional District

STATEMENT OF FINANCIAL INFORMATION APPROVAL

The undersigned, as authorized by the Financial Information Regulation, Schedule 1, subsection 9(2), approves all the statements and schedules included in this Statement of Financial Information, produced under the *Financial Information Act*.

  
\_\_\_\_\_  
Tracy Bowen, CPA, CGA  
Chief Financial Officer  
June 26, 2024  
\_\_\_\_\_  
Date

  
\_\_\_\_\_  
Aaron Stone  
Chair  
June 26, 2024  
\_\_\_\_\_  
Date

**Cowichan Valley Regional District**

**SCHEDULE OF GUARANTEE AND INDEMNITY AGREEMENTS**

The Cowichan Valley Regional District has not given any guarantees or indemnities under the Guarantees and Indemnities Regulation.

**Cowichan Valley Regional District**  
**STATEMENT OF SEVERANCE AGREEMENT**

There was one severance agreement under which payment commenced between the Cowichan Valley Regional District and its non-unionized employees during fiscal year 2023.

This agreement represents 31.04 weeks of compensation.

“Compensation” is defined as salary plus benefits.

**COWICHAN VALLEY REGIONAL DISTRICT  
DIRECTOR REMUNERATION AND EXPENSES  
YEAR ENDED DECEMBER 31, 2023**

Director	Position	Remuneration	Expenses Note 1
Segall, K.	Director - Area A	51,566.66	5,199.95
Acton, S.	Director - Area B	49,553.53	2,167.58
Wilson, M.	Director - Area C	49,371.33	6,754.89
Abbott, H.	Director - Area D	48,455.19	8,506.72
Iannidinardo, L.	Director - Area D *	-	381.50
Nicholson, A.	Director - Area E	49,462.45	5,960.22
Morrison, I.	Director - Area F	55,765.64	14,744.17
McClinton, J.	Director - Area G	48,265.06	5,524.36
Maartman, B.	Director - Area H	49,538.33	9,271.19
Deck, K.	Director - Area I	48,265.06	5,421.48
Staples, M.	Director - Duncan	22,190.21	378.52
Stone, A.	Chair - Director - Ladysmith	54,818.69	469.86
McGonigle, T.	Director - Lake Cowichan	22,291.36	861.71
Douglas, R.	Director - North Cowichan	21,375.20	28.52
Istace, C.	Director - North Cowichan	6,359.30	-
Justice, C.	Director - North Cowichan	21,442.53	28.52
Manhas, T.	Director - North Cowichan **	18,336.32	-
Toporowski, D.	Director - North Cowichan	22,190.21	425.27
Salmon, B.	Alternate - Area A	3,182.72	54.40
Champ, A.	Alternate - Area B	2,400.88	-
Olive, K.	Alternate - Area D	149.41	-
MacNeill, C.	Alternate - Area E	180.48	-
Marcotte, B.	Alternate - Area H	154.59	-
Tatham, J.	Alternate - Area I	448.23	-
Duncan, T.	Alternate - Duncan	309.17	-
Paterson, D.	Alternate - Ladysmith	149.41	-
Vomacha, L.	Alternate - Lake Cowichan	1,643.53	-
Findley, B.	Alternate - North Cowichan	298.82	-
		<b>\$ 648,164.31</b>	<b>\$ 66,178.86</b>

Note 1

Expenses include travel, conference, and mileage expenses.

\* Director term ended in November 2022

\*\* Director term with the CVRD ended in November 2023

**COWICHAN VALLEY REGIONAL DISTRICT  
EMPLOYEE REMUNERATION AND EXPENSES  
YEAR ENDED DECEMBER 31, 2023  
EARNINGS GREATER THAN \$75,000**

Employee	Position	Remuneration Note 1	Expenses Note 2
Aikenhead, A.	Human Resources Consultant	120,252.32	-
Allen, D.	Payroll Coordinator	99,745.34	-
Anderson, G.	Building /Plumbing Official I /Bylaw Enforcement Officer	88,960.00	704.32
Armitage, D.	Assistant Technical Director	77,306.73	-
Atchison, C.	Building Maintenance/Ice Maker II	77,071.19	-
Baldry, E.	Human Resources Advisor	82,275.05	-
Barclay, S.	Corporate Records Coordinator	118,912.77	4,413.74
Barker, M.	Operations Attendant	77,340.36	-
Bates, C.	GIS Developer/Analyst	84,210.61	-
Bell, C.	Manager, Financial Operations	77,208.26	-
Berscheid, L.	Environmental Technologist I	76,247.99	913.75
Birch, K.	Utilities Operator II	94,954.61	-
Bowen, T.	Chief Financial Officer	156,297.02	7,809.28
Boyle, C.	Planner I	97,247.11	4,601.88
Boyles, S.	Administration and Facility Booking Coordinator	102,009.86	732.63
Breen, C.	Manager, Strategic Initiatives	145,853.76	8,423.38
Brown, D.	Capital Projects Coordinator - Facilities	100,619.88	1,897.92
Brown, T.	Planner III	94,138.14	3,084.10
Bryski, S.	Chief Building /Plumbing Official /Bylaw Enforcement Officer	109,382.07	1,424.98
Buchan, R.	Planner III	82,607.53	2,430.58
Butler, J.	Equipment Operator II	76,159.12	-
Chrisanthopoulos, K.	Executive Assistant - Community Services	81,273.65	-
Coleman, B.	Manager, Facility Operations (North/Central Cowichan)	122,618.87	187.90
Coles, W.	Senior Systems Technician	90,955.91	1,503.81
Convery, C.	Systems Support Technician	78,534.19	-
Craig, M.	Utility Worker II (KPRC)	78,543.26	-
Daugenet, L.	Senior Engineering Technologist	98,938.13	4,286.91
Dhami, R.	Senior Operator	116,269.18	919.44
Dias, R.	Manager, Parks Operations	126,964.34	1,069.17
Diver, A.	Manager, Emergency Operations and Planning	172,327.91	61.90
Doege, P.	Procurement Specialist	90,585.54	-
Douglas, C.	Operations Attendant Lead Hand	88,833.35	-
Doyle, P.	Maintenance/Grounds Keeper	78,655.75	-
Dubyna, J.	Planner II	95,843.92	-
Dunaway, J.	Recycling Facility Leader V	84,368.68	-
Early, J.	Operations Attendant	76,975.23	-
Elzinga, J.	General Manager, Community Services	194,701.36	5,583.32
Etherington, T.	Manager, Water Operations	142,484.91	5,950.05
Fairfield, H.	Operations Attendant Lead Hand	95,898.24	23.84
Farquhar, B.	Senior Manager, Parks and Trails	151,478.84	862.66
Ferguson, A.	Office Coordinator	91,682.42	-
Garnett, A.	Planning Coordinator	97,918.90	3,659.53
Grant, R.	GIS Supervisor	100,060.98	-
Grieder, M.	Manager, Emergency Communications	148,772.88	324.15
Harris, R.	Manager, Bylaw Enforcement	89,641.73	1,244.22
Harrison, A.	Manager, Financial Operations	106,004.25	3,210.50
Heyes, C.	Recreation Programmer II	75,991.01	899.07
Hughes, J.	Secretary IV	75,867.44	-
Hult, M.	Human Resources Consultant	125,631.88	3,068.79
Johnson, M.	Manager, Facility Operations (West Cowichan)	123,088.63	1,750.80
Kaelble, K.	Operations Attendant	77,353.47	-
Kjerulf, A.	General Manager, Land Use Services	184,069.40	-
Kletchko, A.	Environmental Technologist II	84,428.77	2,368.62
Knodel-Joy, L.	Senior Engineering Technologist	99,470.71	-
Kross, A.	Senior Corporate Records Analyst	90,728.30	356.33
La France, J.	Operations Attendant	77,230.26	-
Lawrence, K.	Senior Environmental Analyst	103,822.08	743.05
Layseca, J.	Programs and Marketing Coordinator	99,750.14	619.62
Leblanc, P.	Manager, Arts and Culture	112,423.73	1,375.34
Lendrum, R.	Operations Attendant Lead Hand	99,765.51	750.00
Liddle, A.	Manager, Facility Operations (South Cowichan)	124,291.48	23.84
Liddle, K.	Manager, South Cowichan Recreation	141,888.60	1,928.92
Litchfield, N.	Utility Operator II	97,019.33	-
Lochran, M.	Engineering Technologist III	78,335.68	1,616.95
MacDonald, I.	Manager, Building Inspections and Bylaw	138,153.62	1,944.54
Malones, M.	Utilities Operator II	99,166.49	707.77
Marlow, R.	Operations Attendant	82,189.23	-
McCooley, M.	Administration and Facility Booking Coordinator	100,584.07	1,845.76
McDonald, C.	Parks Operations Technician	75,791.15	-
Michaluk, C.	Operations Attendant	77,214.84	-
Miller, C.	Manager, Environmental Services	126,047.87	1,667.00
Miller, M.	Capital Projects Coordinator - Parks	100,251.03	-

**COWICHAN VALLEY REGIONAL DISTRICT  
EMPLOYEE REMUNERATION AND EXPENSES  
YEAR ENDED DECEMBER 31, 2023  
EARNINGS GREATER THAN \$75,000**

Miller, W.	Equipment Operator II	77,524.02	-
Mohan, B.	General Manager, Corporate Services	179,079.10	1,394.05
Molyneux, J.	Electrical and Instrumentation Technician	129,616.69	2,468.46
Moore, J.	Senior Environmental Analyst	106,619.39	-
Morano, N.	Bylaw Enforcement Officer	86,630.61	1,328.38
Murry, P.	Parks Ranger II	79,553.81	-
Myles Wilson, D.	Chief Administrative Officer	222,693.41	8,338.05
Nahimick, C.	Building Maintenance/ Ice Maker II	76,562.28	-
Nott, R.	Assistant Technical Director	76,027.45	-
Olsen, B.	Systems Technician I	81,702.01	-
O'Riordan, B.	Manager, Economic Development	116,586.80	4,258.08
Paydli, I.	Manager Human Resources	148,511.44	1,684.70
Phelan, P.	Building /Plumbing Official III / Bylaw Enforcement Officer	97,562.54	100.00
Postings, C.	General Manager, Strategic Services	187,438.46	2,290.22
Pressman, M.	Manager, Development Services	121,992.73	4,563.95
Proc, J.	Manager, Information Technology	144,901.36	314.84
Queen, N.	Engineering Technologist I	76,166.03	-
Raimondo, S.	Senior Systems Technician	90,935.17	1,503.81
Reid, T.	Fire Smart Coordinator	90,597.02	913.75
Rigby, J.	Programs and Events Coordinator	110,674.38	23.84
Risto, C.	Operations Attendant	81,560.86	-
Robins, P.	Corporate Officer (Manager), Legislative Services Division	180,434.16	24.02
Rondeau, R.	Transit Analyst	93,875.51	1,830.57
Rose, A.	Utilities Operator II	95,030.81	2,654.84
Runzer, M.	Licensed Child Care Coordinator	85,420.41	2,064.22
Sarady, I.	Senior Manager, Recycling and Waste Management	119,822.40	3,198.99
Schouler, R.	Manager, Fire Rescue Services	130,342.20	-
Schroeter, T.	Manager, Parks Planning and Stewardship	110,154.84	-
Schumacher, K.	Manager, Communications and Engagement	122,823.90	314.15
Scott, B.	Operations Attendant/ Groundskeeper I	83,711.50	-
Seeliger, D.	Recreation Programmer II	76,682.83	-
Shewchuk, G.	Building /Plumbing Official II /Bylaw Enforcement Officer	92,003.65	-
Simmons, R.	Technical Director	100,525.49	3,080.55
Smith, B.	Safety Officer	122,572.28	1,840.52
Smith, C.	Utilities Operator II	89,764.17	-
St.Amand, D.	Operations Attendant	77,491.62	-
Stennes, D.	Radio Systems Technician	91,009.00	643.56
Stevens, D.	Manager, Solid Waste Operations	121,115.05	-
Stone, G.	Operations Attendant	76,755.34	-
Stone, T.	Janitor Lead Hand	76,672.67	-
Sutherland, D.	Utilities Operator I	92,987.17	-
Taylor, B.	Economic Development Analyst	90,475.10	1,993.65
Thomson, V.	Senior Manager, Utilities Division	137,218.06	913.75
Tingey, B.	Parks Operations Technician	83,760.88	877.66
Tippett, M.	Manager, Community Planning	149,540.56	1,491.99
Tucker, J.	Recreation Programmer II	77,006.55	263.27
Vandendungen, M.	Parks and Trails Planner	82,181.21	1,348.82
Vezerian, K.	Human Resources Consultant	119,559.06	416.00
Wainwright, R.	Senior Manager, Emergency Management	146,866.45	976.15
Wakeham, J.	Senior Manager, Facilities and Transit	135,559.50	2,906.26
Waldron, L.	Communications Coordinator	86,102.76	-
Walker, M.	Parks and Trails Planner	94,975.78	-
Warwick, D.	Soil Deposit Bylaw Officer	102,357.71	1,568.37
Wechselberger, P.	Emergency Management Technician	85,976.83	1,896.50
Wiersma, S.	Building Maintenance/ Ice Maker I	75,684.94	-
Williams, D.	Manager, Cowichan Lake Recreation	114,397.53	2,643.20
Williams, D.	Building / Plumbing Official II / Bylaw Enforcement Officer	91,958.94	-
Williams, R.	Manager, Cowichan Community Centre	120,920.88	-
Wilson, B.	Parks Operations Coordinator	100,662.41	171.19
Woods, R.	Planner I	92,981.93	3,127.78
Worth, C.	Benefits Administrator	85,644.07	-
Wright, L.	Planning Coordinator	122,895.49	2,875.20
Wyman, B.	Capital Projects Technician	77,618.73	-

<b>Subtotal</b>		14,106,162.79	155,293.70
Consolidated total of employees earning less than \$75,000		9,592,907.98	54,462.60
<b>Total Remuneration and Expenses for Employees</b>		<b>\$ 23,699,070.77</b>	<b>\$ 209,756.30</b>

**Reconciliation:**

Schedule of Remuneration for Elected Officials		\$ 648,164.31	
Schedule of Remuneration for Employees		23,699,070.77	
<b>Subtotal:</b>		<b>24,347,235.08</b>	
Variance	Note 3	5,515,253.92	
<b>Total Personnel Costs as per Consolidated Financial Statements</b>		<b>\$ 29,862,489.00</b>	



**COWICHAN VALLEY REGIONAL DISTRICT  
EMPLOYEE REMUNERATION AND EXPENSES  
YEAR ENDED DECEMBER 31, 2023  
EARNINGS GREATER THAN \$75,000**

Note 1

Remuneration includes the sum of gross salary plus the value of taxable benefits.

Note 2

Expenses includes costs such as mileage to meetings, conference, professional accreditation, and membership fees. These expenses "... are not limited to expenses that are generally perceived as prerequisites or bestowing personal benefit, and may include expenditures required for employees to perform their job functions".

Note 3

The schedule of remuneration is based on actual payments made during 2023. This figure differs significantly from the expenses recorded in the financial statements which are reported on an accrual basis and include all wages and benefits accruing to staff.

**COWICHAN VALLEY REGIONAL DISTRICT  
SUPPLIER PAYMENTS  
YEAR ENDED DECEMBER 31, 2023  
PAYMENTS GREATER THAN \$25,000**

Supplier	Total
0873373 BC LTD dba TUCK BROS	26,504.44
1165323 BC LTD dba AMROK SERVICES	54,883.50
1237455 BC LTD dba ONSIGHT TREE SERVICES	51,439.51
3D ELECTRICAL SERVICES	40,260.85
ADAM'S THE TARP & TOOL CO LTD	36,011.20
ADT SECURITY SERVICES CANADA INC	28,203.55
AEROQUEST MAPCON INC	54,501.58
AGGRESSIVE PUMP & SUPPLY INC	38,438.97
AMAZON.CA	37,206.37
ANDREW SHERET LIMITED	42,290.52
ARRAY STUDIOS INC	55,282.30
ASSOCIATED FIRE SAFETY EQUIPMENT	101,369.13
ATERA NETWORKS	34,322.70
AUTOMATIONDIRECT.COM	46,206.52
AWC WATER SOLUTIONS	78,237.60
BC HYDRO	1,085,561.37
BC TRANSIT	3,439,357.00
BERKS INTERTRUCK LTD	34,058.89
BLACK PRESS GROUP LTD	157,039.30
BONE CREATIVE	42,488.84
BUNZL CANADA INC	206,943.09
BUREAU VERITAS CANADA (2019) INC.	97,353.18
CADENCE SOLUTIONS	108,269.25
CALEDONIA FIRE PROTECTION LTD	33,613.68
CANADIAN CORPS OF COMMISSIONAIRES	142,751.16
CANADIAN LINEN SUPPLY	30,710.08
CANADIAN TIRE	31,600.55
CANOE PROCUREMENT GROUP OF CANADA	49,969.08
CDW CANADA	289,662.98
CENTAUR PRODUCTS INC	201,110.48
CENTRALSQUARE CANADA SOFTWARE INC	74,984.44
CHARTER TELECOM INC	140,246.21
CIMCO REFRIGERATION	206,903.61
CITY OF DUNCAN	326,382.64
CITY SPACES	65,189.83
CIVICPLUS	26,935.96
CLARITI CLOUD INC	107,547.44
CLEARTECH INDUSTRIES INC	65,868.96
COASTAL ANIMAL CONTROL SERVICES OF BC	123,100.35
COASTAL MOUNTAIN FUELS	27,653.78
COBBLE HILL LANDSCAPING LTD	26,057.85
COPCAN	114,028.82
COPPERTOP HOLDINGS LTD	63,600.63
CORPORATE EXPRESS INC	71,219.11
COWICHAN ENGINEERING SERVICES	27,902.35
COWICHAN HOUSING ASSOCIATION	372,500.00
COWICHAN MUSICAL SOCIETY	112,143.94
COWICHAN SYMPHONY SOCIETY	32,643.33
COWICHAN TRIBES	38,450.40
COWICHAN VALLEY ARTS COUNCIL	34,473.95
COWICHAN VALLEY HOSPICE SOCIETY	53,828.57
CREO MARKETING INC	26,225.75
CUPE LOCAL 358	234,891.44
CUTTING EDGE ENTERPRISES LTD	55,547.10
DAETHER VANESSA	131,879.87
DAVID STALKER EXCAVATING LTD	584,671.59
DCI TECHNOLOGIES INC	42,337.10
DIALOG BC ARCHITECTURE ENGINEERING INTERIOR	79,586.55
DICE CONTRACTING LTD	79,916.46
DISTRICT MUNICIPALITY OF NORTH COWICHAN	667,148.05
DUNCAN ELECTRIC MOTOR LTD	48,386.82
DUNCAN PAVING COMPANY	144,572.36
DUNCAN PRINTCRAFT	26,653.00
EASY LIVING LANDSCAPING (606550 BC LTD)	896,466.88
EB HORSMAN & SON	43,191.72
EBBWATER CONSULTING	78,380.64
EGOV SOLUTIONS INC	122,893.55
EH EMERY ELECTRIC LTD	80,667.67
ENGO EQUIPMENT SALES INC	352,144.79
ENTANDEM dba SOCAN	26,711.30
ESRI CANADA LIMITED	88,048.10
FINNING CANADA	440,003.79
FISHER ROAD RECYCLING	1,082,948.12
FLYNN CANADA LTD	1,189,674.26
FOOTPRINTS SECURITY PATROL INC	102,876.70
FORTISBC - NATURAL GAS	110,688.05
FULCRUM EXECUTIVE COACHING	48,274.94
G&G ROOFING	155,715.00
GEE DAN PRODUCTIONS	87,383.22
GFL ENVIRONMENTAL INC	486,945.65
GOVERNMENT FRAMEWORKS	30,068.93
GRANICUS CANADA HOLDINGS	28,000.00
GRAPHIC OFFICE INTERIORS LTD	85,660.55
GREAT WEST EQUIPMENT	62,051.18
GREATARIO INDUSTRIAL STORAGE	411,416.44

**COWICHAN VALLEY REGIONAL DISTRICT  
SUPPLIER PAYMENTS  
YEAR ENDED DECEMBER 31, 2023  
PAYMENTS GREATER THAN \$25,000**

Supplier	Total
GREEN COAST CONTRACTING INC	686,516.83
HARBOURVIEW AUTOHAUS LTD	67,502.56
HEROLD ENGINEERING LIMITED	25,163.27
HOME DEPOT CREDIT SERVICES	36,471.66
HOUSECALLS PAINTING & DECORATING	27,069.00
ICBC C/O LMG INSURANCE	85,398.00
ICONIX WATERWORKS LIMITED PARTNERSHIP	401,099.21
INFO-TECH RESEARCH GROUP INC	36,750.00
ISLAND CHEVROLET,BUICK,GMC	337,075.57
ISLAND FORD - DFS MOTORS LTD	103,787.33
ISLAND HEIGHTS CONSTRUCTION LTD	218,383.92
ISLANDER ENGINEERING	40,152.01
JACQUELINE BELTGENS LAW CO.	65,432.51
JAGUAR MUSIC GROUP	27,120.29
KERR WOOD LEIDAL	36,388.54
KONE INC	77,703.95
KPMG LLP	55,912.50
KTI LIMITED	51,108.14
L.B. ENTERPRISES	83,080.51
LANARC	36,369.38
LEON SIGNS LTD	64,776.24
LICKER GEOSPATIAL CONSULTING	70,399.04
LIDSTONE & COMPANY BARRISTERS & SOLICITORS	71,236.28
LISE CINDY	106,837.97
LIVE NATION CANADA INC	26,394.06
MALAHAT INDUSTRIAL CENTRE	79,178.75
MANULIFE FINANCIAL	1,784,052.64
MARPOLE TRANSPORT LTD	1,613,620.18
MCELHANNEY CONSULTING SERVICES LTD	402,448.52
METTLER-TOLEDO INC	42,067.97
MICROSOFT CORPORATION	114,323.71
MILESTONE EQUIPMENT CONTRACTING INC	253,494.51
MILL BAY COMMUNITY LEAGUE	54,889.84
MINISTER OF FINANCE - EMPLOYER HEALTH TAX	426,382.58
MODUS	51,287.26
MOON COIN PRODUCTIONS	38,376.45
MORRISON HERSHFIELD LIMITED	57,903.83
MUNICIPAL FINANCE AUTHORITY	7,646,314.78
MUNICIPAL INSURANCE ASSOCIATION OF BC (MIABC)	818,446.58
MUNICIPAL PENSION PLAN	3,528,458.82
MUNI WORTH INNOVATIONS dba WATERWORTH	29,108.80
NAZIM GARDEN LANDSCAPE DESIGNS LTD.	78,566.58
NORTH ISLAND 9-1-1 CORPORATION	318,003.50
NORTH ISLAND COMMUNICATIONS	29,795.38
NORTH WEST ENVIRONMENTAL GROUP LTD	38,155.70
NORTHWEST HYDRAULIC CONSULTANTS	224,341.15
NUTRIEN AG SOLUTIONS (CANADA)	36,631.10
P & R TRUCK CENTRE LTD	171,166.96
PAQUETTE PRODUCTIONS	52,003.17
PARHAR HOLDINGS BUSINESS PARK LTD	106,840.38
PAYNE ENGINEERING GEOLOGY LTD	78,454.64
PBX ENGINEERING LTD	26,591.37
PENINSULA CO-OP	97,883.51
PERFECTMIND INC	29,394.41
PITNEY WORKS	31,620.00
PONTIOUS CONTRACTING LTD	257,742.13
PREMIER ENTERPRISES LTD	63,000.00
PRICES LOCK & SAFE	26,588.02
PRIVACYWORKS CONSULTING INC	95,090.71
PRO DISPLAY TM LTD	26,364.75
PSD CITYWIDE INC	122,004.82
R RADLOFF & ASSOCIATES	56,257.70
RECEIVER GENERAL	6,877,084.28
REGIONAL DISPOSAL COMPANY	2,987,737.79
REGIONAL DISTRICT OF NANAIMO	349,832.04
RICHARD M DELANEY AND ASSOCIATES INC.	34,718.26
RICOH CANADA INC	74,818.91
RIMKUS CONSULTING GROUP CANADA INC	82,929.00
ROLLINS MACHINERY LIMITED	1,208,549.64
RONA INC	26,495.33
RYLER HOLDINGS LTD	86,724.54
SAFE SOFTWARE	53,508.00
SAPPHIRE SOUND INC	98,725.55
SAVE-ON-SEPTIC SERVICES INC	246,533.77
SAWMILL SALES DIRECT LTD	25,328.90
SHAW CABLESYSTEMS G.P.	98,306.52
SHAWNIGAN COBBLE HILL FARMERS INSTITUTE	30,459.50
SHUR-POWER ELECTRIC LTD	56,846.09
SOFTCHOICE LP	94,682.40
SOMA ELECTRICAL SYSTEMS LTD	51,433.89
SOMATIC	204,463.31
SORENSEN TRILOGY ENGINEERING LTD.	37,266.39
SOUTH VANCOUVER ISLAND ASSESSMENT & RESOURCE	63,706.15
SPECTRUM RESOURCE GROUP INC	104,999.89
STELLER ARCHITECTURAL CONSULTING	83,548.30

**COWICHAN VALLEY REGIONAL DISTRICT  
SUPPLIER PAYMENTS  
YEAR ENDED DECEMBER 31, 2023  
PAYMENTS GREATER THAN \$25,000**

<u>Supplier</u>	<u>Total</u>
STEWART MCDANNOLD STUART	55,480.04
STEWART MCDANNOLD STUART IN TRUST	1,000,251.77
STONE PACIFIC CONTRACTING LTD	205,288.83
STRATHCONA FORESTRY CONSULTING	37,537.50
SUMMIT MECHANICAL SYSTEMS LTD	113,647.28
SUNCOR ENERGY PRODUCTS PARTNERSHIP - WHOLESALE	269,751.03
SUPERIOR PROPANE	98,569.26
SYSCO VICTORIA	96,986.50
TELUS	115,640.11
TELUS COMMUNICATIONS INC.	57,924.27
TELUS MOBILITY	116,899.04
TESTFORCE SYSTEMS INC	29,890.56
TITAN SPORT SYSTEMS	125,354.25
TORAY MEMBRANE USA INC	60,710.38
TOTAL POWER LIMITED	149,072.00
TOURISM COWICHAN SOCIETY	735,474.11
TOWN OF LADYSMITH	342,551.28
TOWN OF LAKE COWICHAN	363,673.15
UBCM	27,605.22
ULINE	25,941.23
UNITED STEELWORKERS 1-1937	72,395.28
URBAN SYSTEMS	47,834.18
VAL MART DOOR SALES LTD	36,419.65
VALLEY CARPET ONE	26,299.89
VANCOUVER ISLAND REGIONAL LIBRARY	1,792,852.50
VICTORIA MOBILE RADIO LTD	152,302.28
VICTORIA PLAYCO INSTALLATIONS LTD	70,854.00
WAL-MART/BCLC KIOSK	27,667.67
WARREN HEWITT CONSTRUCTION	26,197.50
WASTE CONNECTIONS OF CANADA INC.	31,064.65
WESTISLE HEATING & COOLING	155,779.85
WILLSWIKK FARMS LTD	25,007.60
WORKSAFE BC	672,758.06
YENDOR LOGGING	62,052.40
YE-OLD DOGWOOD	26,532.47
YOUNG ANDERSON BARRISTERS & SOLICITORS	109,470.32
<b>Total paid to suppliers who received aggregate payments of greater than \$25,000</b>	<b>\$ 59,006,751.94</b>
<b>Consolidated total paid to suppliers who received aggregate payments of \$25,000 or less</b>	<b>5,617,244.61</b>
<b>TOTAL PAID TO SUPPLIERS</b>	<b>\$ 64,623,996.55</b>
Consolidated total of grants exceeding \$25,000	694,445.00
Consolidated total of contributions exceeding \$25,000	2,312,079.00
<b>Consolidated total of all grants and contributions exceeding \$25,000</b>	<b>\$ 3,006,524.00</b>
<b>Total Grants, Contributions and Supplier Payments</b>	<b>\$ 67,630,520.55</b>

The schedule of payments is a "cash basis" listing and therefore the total will differ significantly from the expenditures in the consolidated financial statements which are reported for the most part on an accrual basis resulting in timing differences. Furthermore, there are disbursements on this report which are not considered expenditures for financial statement purposes including payments made to other taxing authorities, employee payroll deductions and debt principal repayments.

**COWICHAN VALLEY REGIONAL DISTRICT  
YEAR ENDED DECEMBER 31, 2023  
PAYMENTS EXCEEDING \$25,000 FOR THE PURPOSES  
OF GRANTS OR CONTRIBUTIONS**

**Grants**

COWICHAN AQUATICS	92,227.00
COWICHAN LAKE COMMUNITY SERVICES	57,587.00
COWICHAN SPORTSPLEX	39,939.00
COWICHAN VALLEY HOSPICE SOCIETY	61,000.00
COWICHAN WOMEN AGAINST VIOLENCE SOCIETY	27,845.00
FRANK JAMESON COMMUNITY CENTRE	25,883.00
LADYSMITH RECREATION	89,477.00
SHAWNIGAN LAKE HISTORICAL SOCIETY	29,499.00
SOCIAL PLANNING COWICHAN	50,000.00
SOUTH COWICHAN COMMUNITY POLICING ADVISORY SOCIETY	220,988.00
	<u>694,445.00</u>

**Contributions**

COWICHAN SPORTSPLEX - REGIONAL RECREATION	101,618.00
COWICHAN STATION AREA ASSOCIATION	36,006.00
COWICHAN WATERSHED SOCIETY	50,000.00
DISTRICT MUNICIPALITY OF NORTH COWICHAN - REGIONAL RECREATION	1,289,121.00
KAAZTA HISTORICAL SOCIETY	29,420.00
TOWN OF LADYSMITH - REGIONAL RECREATION	695,205.00
VICTIM SERVICES	110,709.00
	<u>2,312,079.00</u>

**Total Grants and Contributions**

\$ 3,006,524.00