

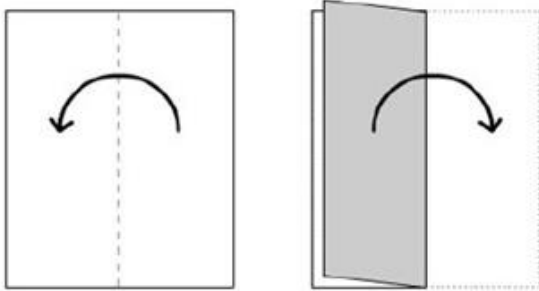
Day 5: May 5, 2020

CANADIAN SNOWBIRDS – PAPER AIRPLANE CONTEST

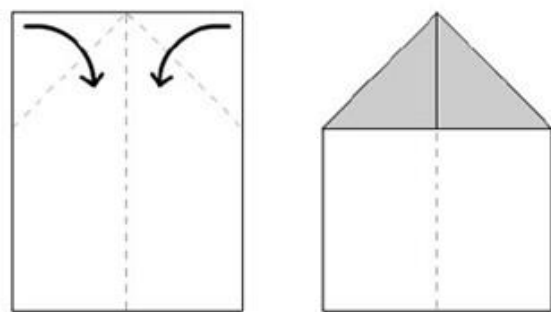
Since the famed Canadian Snowbirds aerobatics team will be conducting flyovers on a cross-country tour this week, let's make our own airplanes and have a flying competition at home!

The Canadian Snowbirds fly a CT-114 Tutor, but here's how to make your own Jet.

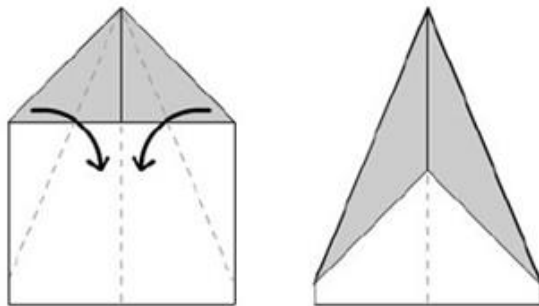
STEP 1: Turn your paper so the printed side is facing down. Fold the paper in half, crease the edge, and unfold.



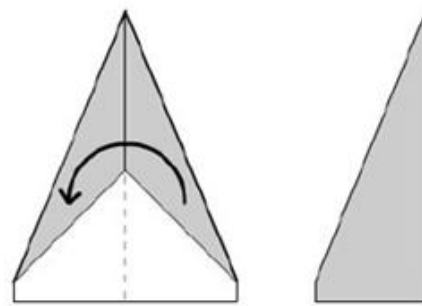
STEP 2: Fold the two upper corners down at a 45-degree angle. Make sure the edges line up with the center crease.



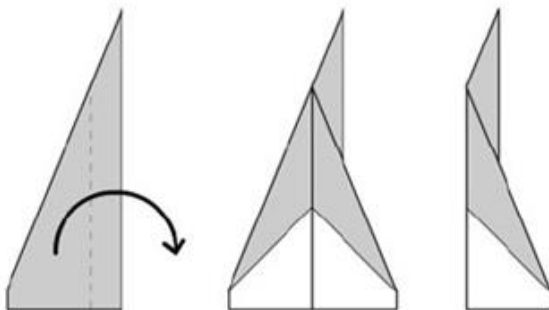
STEP 3: Fold each side again. Make sure the edges line up with the center crease.



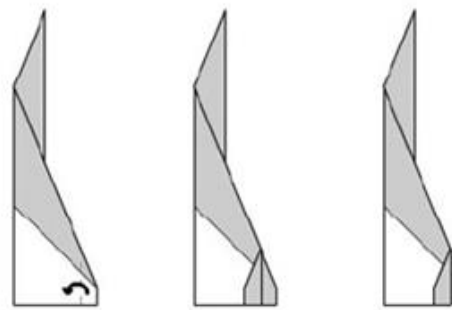
STEP 4: Fold the paper in half along the center crease.



STEP 5: Fold the wing along the line shown. Repeat on the other side.



STEP 6: Fold the wing fin along the line shown. Repeat on the other side. Open the wings and fly!





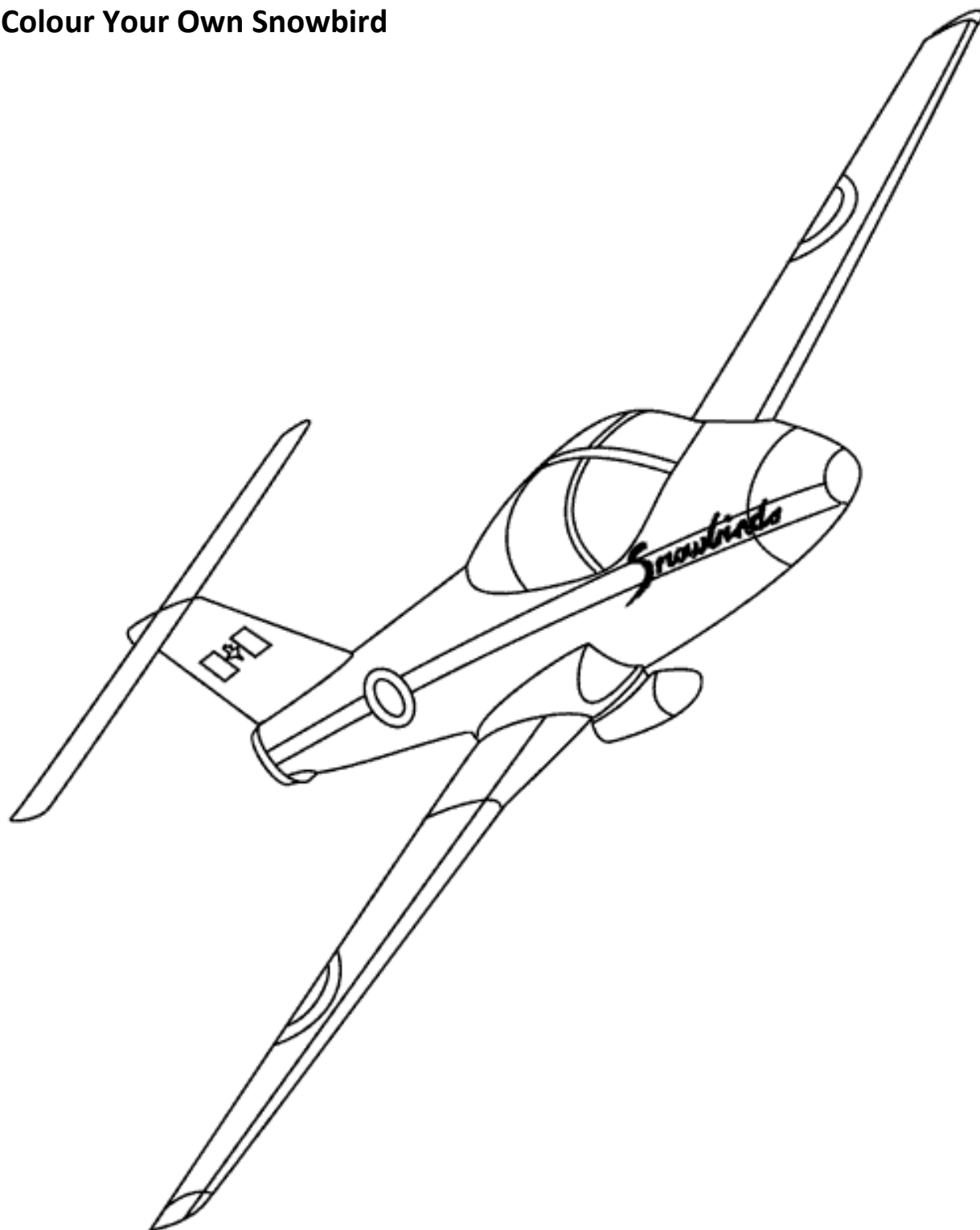
Flying Contest

Once you've got your plane all folded up, here is a chart you can use for your Flying Contest!

Contestant Names		vs.
Whose plane flew the farthest forward? (count number of steps between where you started and where it landed)		
Whose plane flew the farthest to the right? (count number of steps)		
Whose plane flew the farthest to the left? (count number of steps)		
Whose plane flew the highest in the air? (ask mom or dad to help decide)		
How many seconds did your plane stay in the air? (count out loud together)		
Whose plane hit the ground first?		
Did your plane do any loops? How many?		



Colour Your Own Snowbird



DISCLAIMER: The CVRD is not responsible for any harm, including bodily or infrastructure, that may be caused as a result of doing this activity at home, so please use your discretion and participate within the scope of your abilities, knowledge and comfort level. Please feel free to alter this activity to suit your needs, and remember to be safe and have fun!



Follow the Snowbirds

Use a coloured marker or pencil to track the Snowbirds on this map as they fly across Canada!



For more info visit the Canadian Forces Snowbirds webpage:

<http://www.rcf-arc.forces.gc.ca/en/article-template-standard.page?doc=canadian-forces-snowbirds-launch-cross-canada-tour/k98frkmr>

DISCLAIMER: The CVRD is not responsible for any harm, including bodily or infrastructure, that may be caused as a result of doing this activity at home, so please use your discretion and participate within the scope of your abilities, knowledge and comfort level. Please feel free to alter this activity to suit your needs, and remember to be safe and have fun!