



COWICHAN VALLEY REGIONAL DISTRICT

NOTICE OF BOARD MEETING

DATE: Wednesday, March 28, 2018

**TIME: REGULAR SESSION
1:40 PM**

**PLACE: BOARD ROOM
175 INGRAM STREET**

A handwritten signature in black ink, appearing to be "K. Harrison", with a long horizontal stroke extending to the right.

**Kathleen Harrison
DEPUTY CORPORATE SECRETARY**



REGULAR BOARD MEETING AGENDA

Wednesday, March 28, 2018

1:40 PM - Boardroom

1. APPROVAL OF AGENDA

2. ADOPTION OF MINUTES

M1. Regular Board Meeting of March 14, 2018

Recommendation That the minutes of the Regular Board meeting of March 14, 2018 be adopted.

3. BUSINESS ARISING FROM THE MINUTES

4. PUBLIC INPUT PERIOD

The purpose of the Public Input Period is to afford an opportunity for the public to provide comment on an agenda item before the Board / Committee / Commission considers the item. The purpose of the Public Input Period Procedure Policy is to recognize the need for the public input period to proceed in a timely fashion. Public Input Period items cannot include matters which are or have been the subject of a Public Hearing.

5. DELEGATIONS

6. REPORT OF THE CHAIRPERSON

7. CORRESPONDENCE

C1. Correspondence from Lorne Scheffer, Chair, Cowichan Lake Community Forest Co-operative

Recommendation That a letter of support be provided to the Cowichan Lake Community Forest Co-operative, and its partner Pacheedaht First Nation, legally cited as Qala:yit Forestry Partnership, for its application to the Ministry of Forests, Lands and Natural Resource Operations & Rural Development, for a Community Forest Agreement.

8. INFORMATION

9. COMMITTEE/COMMISSION REPORTS

CR1. Report and Recommendations of the Special Regional Services Committee Meeting of March 14, 2018

Recommendation

1. That funding of \$5,000 for a Regional Grant-in-Aid for the Mill Bay Marine Rescue Society be approved.
2. That funding of \$5,000 for a Regional Grant-in-Aid for the Cowichan Valley Naturalist Society be approved.
3. That funding of \$1,500 for a Regional Grant-in-Aid for the Cowichan Beekeepers Society be approved.

4. That funding of \$2,500 for a Regional Grant-in-Aid for the Ladysmith Family and Friends Society be approved.
5. That funding of \$5,000 for a Regional Grant-in-Aid for the Literacy Now Cowichan Society be approved.
6. That funding of \$10,000 for a Regional Grant-in-Aid for the Ladysmith Festival of Lights Society be approved.
7. That funding of \$10,000 for a Regional Grant-in-Aid for the Cowichan Intercultural Society be approved.
8. That funding of \$40,000 for a Regional Grant-in-Aid for the Cowichan Green Community be approved.
9. That funding of \$30,000 for a Regional Grant-in-Aid for Providence Farm be approved.
10. That funding of \$1,000 for a Regional Grant-in-Aid for the Handmade Hugs Society be approved.
11. That funding of \$10,000 for a Regional Grant-in-Aid for the Cowichan Housing Association be approved.
12. That funding of \$15,000 for a Regional Grant-in-Aid for the Clements Centre Society be approved.
13. That funding of \$15,000 for a Regional Grant-in-Aid for the Hiiye'yu Leleum (House of Friendship) Society be approved.

CR2. Report and Recommendations of the Electoral Area Services Committee Meeting of March 21, 2018 - Director Morrison

Recommendation

1. That a Grant-in-Aid, Electoral Area B – Shawnigan Lake, in the amount of \$500 be provided to Frances Kelsey Secondary School Dry Grad Committee to support its 2018 Dry Grad Celebration.
2. That a Grant-in-Aid, Electoral Area E – Cowichan Station/Sahtlam/Glenora, in the amount of \$500 be provided to Red Willow Womyn's Society to support acquisition of space in Duncan for child protection services offered to aboriginal women in the community.
3. That a Grant-in-Aid, Electoral Area F – Cowichan Lake South/Skutz Falls, in the amount of \$500 be provided to Lake Cowichan School for a bursary to a graduating Area F student pursuing post-secondary education.
4. That a Grant-in-Aid, Electoral Area F – Cowichan Lake South/Skutz Falls, in the amount of \$550 be provided to Lake Days Celebration Society to sponsor and support the "pancake breakfast" during Lake Days, June 3 – 10, 2018.
5. That a Grant-in-Aid, Electoral Area G – Saltair/Gulf Islands, in the amount of \$1000 be provided to Chemainus Secondary School for two bursaries;
(1) Saltair Community – \$500
(2) Thetis Island CVRD – \$500.
6. That a Grant-in-Aid, Electoral Area G – Saltair/Gulf Islands, in the amount of \$500 be provided to Nanaimo – Ladysmith Schools Foundation to support the Ladysmith Secondary School Bursary program, for a student residing in Area G.

7. That a two-year extension (2018 – 2020) of the Jack Fleetwood Trail License Agreement with Island Timberlands LP be executed.
8. 1. That the 2018 Budget for Function 469 – Cowichan Station Association – Area E be amended to:
 1. Increase Grant to Organization by \$15,000; and
 2. Increase Transfer from Gas Tax Reserve by \$15,000.
2. That Function 469 – Cowichan Station Association – Area E 2018 Budget amendment be authorized to proceed prior to adoption of the 2018 Budget Amendment.
9. That a financial donation contribution equivalent to the cost of materials and labour for a 20 x 20 ft picnic shelter be accepted from Laketown Ranch, with the donation applied to the Electoral Area I Community Parks for capital improvement investment at a park site in the community.

Electoral Area Directors only vote on the following under Part 14 - Planning and Land Use Management of the Local Government Act:

10. 1. That Development Permit Application No. 04-B-17DP/VAR (Lot 4, Ark Road) be approved;
 2. That Zoning Bylaw No.985 Section 11.4 (b) (2) be varied from 10 metres to 12.95 metres; and that Section 11.4 (b) (5) be varied to remove the screening requirements along the eastern boundary due to an existing right-of-way and to remove the requirements along the remaining boundaries as the majority of the boundaries contain protected riparian areas; and
3. That the General Manager of Land Use Services be authorized to permit minor revisions to the permit in accordance with the intent of the development permit guidelines of Official Community Plan Bylaw No. 3510

CR3. Report and Recommendations of the Regional Services Committee Meeting of March 28, 2018 - Director Iannidinaro

Recommendation *Report to Be Distributed*

CR4. Report and Recommendations of the Community Safety Advisory Commission Meeting of March 1, 2018 - Director Dorey

Recommendation

1. That a letter of support for the continuation of the Sharps Pickup Program be sent to, Island Health, Cowichan Mental Health Association and School District 79.
2. That a letter of support for the continuation of the Duncan Overdose Prevention Site be sent to, Island Health, Cowichan Mental Health Association, School District 79, and The Honorable Judy Darcy, Minister of Mental Health and Addictions.

10. DIRECTOR REPORTS

11. STAFF REPORTS

SR1. Staff Report from the General Manager, Community Services Re: 55+ BC Games Bid

- Recommendation**
1. That the invitation referred from the Municipality of North Cowichan to the CVRD Board to submit a bid to host the 2020, 2021, or 2022 55+ BC Games be declined.
 2. That the Regional Sport Tourism Select Committee guideline to consider bid submissions every four to six years to host multi-sport games in the Cowichan Region be confirmed.

12. PUBLIC HEARINGS

13. BYLAWS

- B1. "CVRD Bylaw No. 4179 – Regional Park Land Dedication (PID 006-409-989) Bylaw, 2018", be adopted.
- B2. "CVRD Bylaw No. 4188 – Five Year Financial Plan (2018 – 2022) Amendment Bylaw, 2018", be adopted.
- B3. "CVRD Bylaw No. 4189 – Twin Cedars Sewer System Service (Boundary Extension – PID: 006-913-920) Amendment Bylaw, 2018", be granted 1st, 2nd and 3rd reading.
- B4. "CVRD Bylaw No. 4190 – Cowichan Bay Sewer System Service Amendment Bylaw (PID: 000-313-335), 2018, be granted 1st, 2nd and 3rd reading.
- B5. "CVRD Bylaw No. 4200 – Honeymoon Bay Fire Protection Local Service Area Capital Reserve Fund Expenditure (Generator – \$15,000) Bylaw, 2018, be granted 1st, 2nd and 3rd reading.
- "CVRD Bylaw No. 4200 – Honeymoon Bay Fire Protection Local Service Area Capital Reserve Fund Expenditure (Generator – \$15,000) Bylaw, 2018, be adopted.

14. BYLAWS - ELECTORAL AREA DIRECTORS

15. RESOLUTIONS

16. UNFINISHED BUSINESS

- UB1. Verbal Report from the Corporate Secretary Re: Response to Question Posed at March 14 Board Meeting - Watermark on Agenda Attachments

Recommendation

17. NOTICE OF MOTION

18. NEW BUSINESS

19. QUESTION PERIOD

Questions shall be addressed to the Chair and must be truly questions and not statements of opinions. Questioners are not permitted to make a speech.

20. CLOSED SESSION

- CS1. M1 – Closed Session Regular Board Minutes of February 28, 2018

Recommendation

- CS2. CR1 – Report and Recommendation of the Closed Session Electoral Area Services Committee Meeting of March 7, 2018
1. Law Enforcement {Sub (1)(f)}

Recommendation N/A

- CS3. CR2 – Report and Recommendations of the Closed Session Electoral Area Services Committee Meeting of March 21, 2018
1. Land Acquisition {Sub (1)(e)}

Recommendation N/A

- CS4. CR3 – Report and Recommendation(s) of the Closed Session Regional Services Committee Meeting of March 28, 2018
1. Land Acquisition {Sub (1)(e)}

Recommendation N/A

- CS5. SR1 – Verbal Report from the Manager, Human Resources Re: Personal Information Exempt Under *Freedom of Information and Protection of Privacy Act* (FOIPPA), Section 22 (3)(d) – {Sub (1)(m)}

Recommendation N/A

- CS6. SR2 – Verbal Report from the Manager, Human Resources Re: Litigation Update - {Sub (1)(g)}

Recommendation N/A

- CS7. SR3 – Verbal Report from the Manager, Human Resources Re: Employee Relations – {Sub(1)(c)}

Recommendation N/A

- CS8. RES1 – Resolution Report from Director Kuhn Re: Electoral Area I – Youbou/Meade Creek Parks Commission Appointment – {Sub (1)(a)}

Recommendation N/A

21. ADJOURNMENT

Minutes of the Regular meeting of the Board of the Cowichan Valley Regional District held in the Board Room, 175 Ingram Street, Duncan BC, on Wednesday, March 14, 2018 at 6:31 PM.

PRESENT Vice-Chair I. Morrison
Director S. Acton
Director M. Clement
Director B. Day
Director K. Davis
Director M. Dorey
Director L. Iannidinardo
Director S. Jackson
Director K. Kuhn
Director M. Marcotte
Director K. Marsh
Director A. Nicholson
Director A. Stone
Director T. Walker
Alternate Director R. Douglas

ALSO PRESENT B. Carruthers, Chief Administrative Officer
K. Harrison, Deputy Corporate Secretary
J. Elzinga, General Manager, Community Service
B. Mohan, Manager, Human Resources
R. Conway, Manager, Inspections & Enforcement
S. Carlow, Legislative Assistant

ABSENT Director J. Lefebure

APPROVAL OF AGENDA

18-144 It was moved and seconded that the agenda be approved.

MOTION CARRIED

ADOPTION OF MINUTES

M1 Regular Board Meeting of February 28, 2018

18-145 It was moved and seconded that the minutes of the February 28, 2018 Regular Board meeting be adopted.

MOTION CARRIED

BUSINEESS ARISING FROM THE MINUTES

The Deputy Corporate Secretary advised there was a date error noted in the background documentation submitted for an electoral area grant-in-aid approved on February 28, 2018, in support of the Saanich Inlet Roundtable Forum event.

- 18-146** **It was moved and seconded that the date referenced in Resolution No. 18-123.1, for the Saanich Inlet Roundtable Forum event, be corrected from March 17 to March 15, 2018.**

MOTION CARRIED

DELEGATIONS

- D1** Carolyn Dowell, Shawnigan Bioremediation Society Re: Overview of Bioremediation Techniques

Carolyn Dowell, a member of the Shawnigan Bioremediation Society, provided an overview of bioremediation techniques, for information.

REPORT OF THE CHAIRPERSON

- RC1** The Vice-Chair provided a summary of elected officials and staff attendance and participation at the March 8 Place-Making Vancouver Island Speaker Series event, including the presentation by Avi Friedman, a leader in home design, community planning and sustainability.

CORRESPONDENCE

- C1** Correspondence from Mark Ruttan, Director Corporate Services, Municipality of North Cowichan Re: BC Senior Games

- 18-147** **It was moved and seconded that a report be prepared regarding implications for the Cowichan Valley Regional District to host the 2020, 2021, or 2022 BC Senior Games.**

MOTION CARRIED

COMMITTEE/COMMISSION REPORTS

- CR1** Report and Recommendations of the Regional Services Committee Meeting of February 28, 2018

- 18-148** **It was moved and seconded:**

- 1. That the Electoral Area Parks Commissions' appointments be extended to December 31, 2018.**
- 2. That the report from the Corporate Secretary Re: Options and**

Timing for Seeking Public Approval – Regional Grant-in-Aid Service Establishment proposal be deferred to 2019 for consideration.

MOTION CARRIED

CR2 Report and Recommendations of the Electoral Area Services Committee meeting of March 7, 2018

18-149 It was moved and seconded:

- 1.** That the request to close the portion of Watson Road between Heigh Street and Fisher Road on May 5 and 6, 2018, be supported.
- 2.**
 - 1.** That the Certificate of Sufficiency confirming that a sufficient petition requesting inclusion into the Twin Cedars Sewer System Service Area be received.
 - 2.** That CVRD Bylaw No. 2871 – Twin Cedars Sewer System Service Establishment Bylaw, 2006, be amended to include the property described as PID 006-913-920.
- 3.**
 - 1.** That the Certificate of Sufficiency confirming that a sufficient petition requesting inclusion into the Cowichan Bay Sewer system Service Area be received.
 - 2.** That CVRD Bylaw No. 2128 – Cowichan Bay Sewer System Service Establishment Bylaw, 2000, be amended to include the property described as Lot 2, Plan VIP34963, Section 5, Range 5, Cowichan Land District, PID 000-313-335.

MOTION CARRIED

18-150 It was moved and seconded:

- 4.** That the fireworks discharge permit for the 2018 Annual Brentwood Regatta at 2735 Mount Baker Road in Mill Bay on April 27, 2018, be approved.

Opposed: Director Iannidinardo

MOTION CARRIED

18-151 It was moved and seconded:

- 5.**
 - 1.** That Zoning Amendment Bylaw for Application No. 03-H-16RS (13271 Simpson Road) be forwarded to the Board for consideration of 1st and 2nd readings;
 - 2.** That referrals to Ministry of Transportation and Infrastructure (Nanaimo), Island Health (Nanaimo), North Oyster Volunteer Fire Department, Regional District of Nanaimo, Agricultural Land Commission and Nanaimo Airport Commission be accepted;
 - 3.** That a covenant be drafted to secure proposed amenities and

- environmental protection measures; and
4. That a public hearing be scheduled with Directors from Electoral Areas H, G and E as delegates.
 6. That Application No. 01-A-17DVP (653 Sentinel Drive) to vary Section 10.9(4) of Zoning Bylaw No. 3520 to increase the maximum permitted height of a principal residential building from 7.5 metres to 7.97 metres be approved.
 7. That Application No. 02-A-17DVP (668 Sentinel Drive) to vary Section 10.9(4) of Zoning Bylaw No. 3520 to increase the maximum permitted height of a principal residential building from 7.5 metres to 8.06 metres be approved.
 8. That Application No. 03-A-17DVP (649 Sentinel Drive) to vary Section 10.9(4) of Zoning Bylaw No. 3520 to increase the maximum permitted height of a principal residential building from 7.5 metres to 8.7 metres be approved.
 9.
 1. That Development Permit Application No. 22-D-17DP be approved;
 2. That Sections 2.4(2)(j) and 2.4(2)(k) of Zoning Bylaw No. 3705 be varied by eliminating respective requirements for paved parking area and installation of oil-water separators; and
 3. That the General Manager of Land Use Services be authorized to permit minor revisions to the permit in accordance with the intent of development permit guidelines of Official Community Plan Bylaw No. 3605.

MOTION CARRIED

CR3 Report and Recommendation of the Shawnigan Lake Community Centre Commission Meeting of February 19, 2018

18-152 It was moved and seconded that a policy defining an appropriate length of time/hours for users of electric charge stations be referred to facilities staff for clarification, and that a report be brought back to the Board at a future meeting.

MOTION CARRIED

BYLAWS

B1
18-153 It was moved and seconded that "CVRD Bylaw No. 4183 – Electoral Area I Community Parks Capital Reserve Fund Expenditure (Arbutus Park Revitalization Project Phase II- \$27, 500) Bylaw, 2018", be granted 1st, 2nd and 3rd reading.

MOTION CARRIED

18-154 It was moved and seconded that "CVRD Bylaw No. 4183 – Electoral Area I Community Parks Capital Reserve Fund Expenditure (Arbutus Park Revitalization Project Phase II- \$27, 500) Bylaw, 2018", be adopted.

MOTION CARRIED

BYLAWS - ELECTORAL AREA DIRECTORS

BEA1 It was moved and seconded that "CVRD Bylaw No. 4180 - Electoral Areas
18-155 A & C - South Cowichan Zoning Amendment Bylaw (3576 Holland Avenue), 2017", be granted 1st and 2nd reading.

MOTION CARRIED

ADJOURNMENT

18-156 It was moved and seconded that the meeting be adjourned.
7:12 PM

MOTION CARRIED

The meeting adjourned at 7:12 PM.

Certified Correct:

Vice-Chairperson

Deputy Corporate Secretary

Dated: _____



Cowichan Lake Community Forest Co-operative

121 Point Ideal Drive, Box 428 Lake Cowichan, B.C. V0R 2G0
Telephone: (250)749-6320 - Facsimile: (250) 749-6321
email: clcfc@cowichanlake.ca

Mr. Jon Lefebure. Chair
Cowichan Valley Regional District
175 Ingram Street
Duncan, British Columbia
V9L 1N8

Re: Support for New Community Forest Agreement

Dear Mr. Lefebure:

The Cowichan Lake Community Forest Co-operative, with our Pacheedaht First Nation partner, are in the final stages of applying for a new Community Forest Agreement. It's been 10 years in the making that involved creating a new legal entity – Qala:yit Forestry Partnership – and we expect we will have a successful culmination sometime soon.

We respectfully request that the CVRD Board of Directors issue a letter of support sent to us at the Forest Co-op and we will ensure it gets to the right people in the Ministry of Forests, Lands and Natural Resource Operations & Rural Development.

Thank you very much for your consideration.

Yours Truly,

for Lorne Scheffer
Chair



SPECIAL REGIONAL SERVICES COMMITTEE REPORT
OF MEETING HELD MARCH 14, 2018

DATE: March 19, 2018

To: Chairperson and Directors of the Board

Your Regional Services Committee reports and recommends as follows:

1. That funding of \$5,000 for a Regional Grant-in-Aid for the Mill Bay Marine Rescue Society be approved.
2. That funding of \$5,000 for a Regional Grant-in-Aid for the Cowichan Valley Naturalist Society be approved.
3. That funding of \$1,500 for a Regional Grant-in-Aid for the Cowichan Beekeepers Society be approved.
4. That funding of \$2,500 for a Regional Grant-in-Aid for the Ladysmith Family and Friends Society be approved.
5. That funding of \$5,000 for a Regional Grant-in-Aid for the Literacy Now Cowichan Society be approved.
6. That funding of \$10,000 for a Regional Grant-in-Aid for the Ladysmith Festival of Lights Society be approved.
7. That funding of \$10,000 for a Regional Grant-in-Aid for the Cowichan Intercultural Society be approved.
8. That funding of \$40,000 for a Regional Grant-in-Aid for the Cowichan Green Community be approved.
9. That funding of \$30,000 for a Regional Grant-in-Aid for Providence Farm be approved.
10. That funding of \$1,000 for a Regional Grant-in-Aid for the Handmade Hugs Society be approved.
11. That funding of \$10,000 for a Regional Grant-in-Aid for the Cowichan Housing Association be approved.
12. That funding of \$15,000 for a Regional Grant-in-Aid for the Clements Centre Society be approved.
13. That funding of \$15,000 for a Regional Grant-in-Aid for the Hiiye'yu Leleum (House of Friendship) Society be approved.



ELECTORAL AREA SERVICES COMMITTEE REPORT

OF MEETING HELD MARCH 21, 2018

DATE: March 22, 2018

To: Board of Directors

-
-
1. That a Grant-in-Aid, Electoral Area B – Shawnigan Lake, in the amount of \$500 be provided to Frances Kelsey Secondary School Dry Grad Committee to support its 2018 Dry Grad Celebration.
 2. That a Grant-in-Aid, Electoral Area E – Cowichan Station/Sahtlam/Glenora, in the amount of \$500 be provided to Red Willow Womyn's Society to support acquisition of space in Duncan for child protection services offered to aboriginal women in the community.
 3. That a Grant-in-Aid, Electoral Area F – Cowichan Lake South/Skutz Falls, in the amount of \$500 be provided to Lake Cowichan School for a bursary to a graduating Area F student pursuing post-secondary education.
 4. That a Grant-in-Aid, Electoral Area F – Cowichan Lake South/Skutz Falls, in the amount of \$550 be provided to Lake Days Celebration Society to sponsor and support the “pancake breakfast” during Lake Days, June 3 – 10, 2018.
 5. That a Grant-in-Aid, Electoral Area G – Saltair/Gulf Islands, in the amount of \$1000 be provided to Chemainus Secondary School for two bursaries; (1) Saltair Community – \$500 (2) Thetis Island CVRD – \$500.
 6. That a Grant-in-Aid, Electoral Area G – Saltair/Gulf Islands, in the amount of \$500 be provided to Nanaimo – Ladysmith Schools Foundation to support the Ladysmith Secondary School Bursary program, for a student residing in Area G.
 7. That a two-year extension (2018 – 2020) of the Jack Fleetwood Trail License Agreement with Island Timberlands LP be executed.
 8.
 1. That the 2018 Budget for Function 469 – Cowichan Station Association – Area E be amended to:
 1. Increase Grant to Organization by \$15,000; and
 2. Increase Transfer from Gas Tax Reserve by \$15,000.
 2. That Function 469 – Cowichan Station Association – Area E 2018 Budget amendment be authorized to proceed prior to adoption of the 2018 Budget Amendment.
 9. That a financial donation contribution equivalent to the cost of materials and labour for a 20 x 20 ft picnic shelter be accepted from Laketown Ranch, with the donation applied to the Electoral Area I Community Parks for capital improvement investment at a park site in the community.

Electoral Area Directors only vote on the following under Part 14 - Planning and Land Use Management of the Local Government Act:

10.
 1. That Development Permit Application No. 04-B-17DP/VAR (Lot 4, Ark Road) be approved;
 2. That Zoning Bylaw No.985 Section 11.4 (b) (2) be varied from 10 metres to 12.95 metres; and that Section 11.4 (b) (5) be varied to remove the screening requirements along the eastern boundary due to an existing right-of-way and to remove the requirements along the remaining boundaries as the majority of the boundaries contain protected riparian areas; and
 3. That the General Manager of Land Use Services be authorized to permit minor revisions to the permit in accordance with the intent of the development permit guidelines of Official Community Plan Bylaw No. 3510.



**COMMUNITY SAFETY ADVISORY COMMISSION REPORT
OF MEETING HELD MARCH 1, 2018**

DATE: March 12, 2018

To: Chairperson and Directors of the Board

Your Community Safety Advisory Commission reports and recommends as follows:

1. That a letter of support for the continuation of the Sharps Pickup Program be sent to, Island Health, Cowichan Mental Health Association and School District 79.
2. That a letter of support for the continuation of the Duncan Overdose Prevention Site be sent to, Island Health, Cowichan Mental Health Association, School District 79, and The Honorable Judy Darcy, Minister of Mental Health and Addictions.



STAFF REPORT TO THE BOARD

DATE OF REPORT March 15, 2018
MEETING TYPE & DATE Board Meeting of March 28, 2018
FROM: General Manager
Community Services Department
SUBJECT: 55+ BC Games Bid
FILE:

PURPOSE/INTRODUCTION

The purpose of this report is to request direction for a Cowichan bid for the 2020, 2021, or 2022 55+ BC Games.

RECOMMENDED RESOLUTION

1. That the invitation referred from the Municipality of North Cowichan to the CVRD Board to submit a bid to host the 2020, 2021, or 2022 55+ BC Games be declined.
2. That the Regional Sport Tourism Select Committee guideline to consider bid submissions every four to six years to host multi-sport games in the Cowichan Region be confirmed.

BACKGROUND

In March 2018, municipalities and regional districts received an invitation to bid on the 2020, 2021, or 2022 55+ BC Games. The Municipality of North Cowichan referred the invitation to the CVRD Board, who reviewed the item at the March 14, 2018 meeting. The Board referred the item to staff for a report.

Further Background

In 2014, the Board established a Regional Sport Tourism Select Committee to recommend appropriate sport tourism activities and associated budget.

On July 30, 2014 the Board approved the recommended establishment of a sport tourism section in the Economic Development function, a list of activities, and associated budget. The Board at that time also directed that a report be provided prior to approval of the CVRD's 2017 Budget to address whether the following priorities could be included in the sport tourism mandate:

- Provide specific resources to attract and host a multi-sport games in the Cowichan Region every four to six years.
- Develop a specific sport tourism brand, similar to Kamloops (Tournament Capital of Canada) or Abbotsford (Sport Town Canada).
- Establish a specific budget for bids for events.
- Establish a program to assist existing community organizations hosting provincial, regional, national, or international events.

The minutes of that section of the July 30, 2014 CVRD Board meeting are provided for reference in Attachment A.

The sport tourism initiative has now established web based databases for Cowichan Region venues, sport organization contact lists, and a regional schedule of events. A community event equipment inventory has been established for use by community organizations. A sport tourism guide to assist in finding facilities and local attractions can be found throughout the region. A funding program of

\$30,000 has been established to assist community organizations hosting provincial, regional, national, or international single sport events.

ANALYSIS

Of 100 relevant sport tourism questions put to them, the Regional Sport Tourism Select Committee in 2014 considered the question of “How often should the Cowichan Valley host major multisport games such as the BC Games or NAIG?”

1. Every year
2. Within every three years
3. Every four to six years
4. Every seven to ten years
5. Less than once per decade

The majority of the committee chose number 3, every four to six years.

Further, the Regional Sport Tourism Select Committee in 2014 considered the question of “How often can the Cowichan Valley count on being able to get the commitment of more than 1,000 volunteers for a large event (BC Winter Games, BC Summer Games, NAIG)?”

1. Every year
2. Within every three years
3. Every four to six years
4. Every seven to ten years
5. Less than once per decade

Again, the majority of the committee chose number 3 every four to six years.

This direction still remains with staff, that the region’s capacity to host an event of this size is every four to six years.

The Cowichan Region will be hosting the Cowichan 2018 BC Summer Games in July 2018. The community is currently extremely busy preparing for that event, and there are minimal staff resources available for bid preparation. The invitation to bid for the 55+ BC Games is for two, three, or four years after the Cowichan 2018 BC Summer Games. An invitation is anticipated in the future to bid for the 2023, 2024, 2025 55+ BC Senior Games, which would hold more appeal to staff with their current limited resources.

Although the 55+ BC Games is an excellent event, another factor to consider is whether the 55+ BC Games is the best choice for Cowichan at that time. The Regional Sport Tourism Select Committee considered which event in Cowichan’s history had the greatest combination of impacts (economic, social, facilities, community pride, and volunteer level) on the Cowichan Valley, and the majority chose North American Indigenous Games (NAIG), 2008. The 2005 BC Seniors Games held in Cowichan also received support from the committee, but not to the level of NAIG, 2008.

There are also opportunities to host events we have not hosted before, such as provincial Special Olympics, or national multi-sport games. Commencing in 2019, staff recommend investigating bids for multi-sport opportunities in 2023 and beyond.

FINANCIAL CONSIDERATIONS

A multi-sport games typically has financial support from outside of the community, which may be in the form of grants from senior levels of government, or other grants. Participants may pay fees. Local businesses pay for sponsorships.

Local government typically provides cash and in kind support (free rental of venues, etc.). The 55+ BC Games requires local government financial support of \$60,000, and in kind support estimated at \$55,000.

Multi-sport games create economic impact for the community. The 55+ BC Games bid package outlines that the direct economic impact of the Richmond Seniors Games in 2009 was \$2.1 million, and the Langley BC Seniors Games in 2014 was \$3.1 million.

The other financial consideration is that multi-sport games often leave a financial legacy. Coquitlam in 2016 reported a legacy of \$60,000.

COMMUNICATION CONSIDERATIONS

The BC Seniors Games Society will be advised if Cowichan bids on the 2020, 2021, or 2022 55+ Games.

STRATEGIC/BUSINESS PLAN CONSIDERATIONS

N/A

Referred to (upon completion):

- Community Services (*Island Savings Centre, Cowichan Lake Recreation, South Cowichan Recreation, Arts & Culture, Public Safety, Facilities & Transit*)
- Corporate Services (*Finance, Human Resources, Legislative Services, Information Technology, Procurement*)
- Engineering Services (*Environmental Services, Water Management, Recycling & Waste Management*)
- Land Use Services (*Community Planning, Development Services, Inspection & Enforcement, Economic Development, Parks & Trails*)
- Strategic Services

Prepared by:

Reviewed by:




John Elzinga
General Manager

Not Applicable
Not Applicable

Not Applicable
Not Applicable

Reviewed for Form and Content and Approved for Submission to the Board:

Chief Administrative Officer's Comments / Concurrence



Mark Kueber, CPA, CGA
A/CAO

ATTACHMENTS:

Attachment A – July 30, 2014 CVRD Board Meeting Minutes

CR9/SR1 Final Report and Recommendations of the Regional Sport Tourism Select Committee meeting of July 17, 2014, Powerpoint Presentation by Director Giles, and Staff Report from the Acting General Manager, Recreation and Culture Re: Regional Sport Tourism Select Committee

14-385 It was moved and seconded:

1. That the Board establish a specific sport tourism function under the existing Economic Development authority, for the purpose of developing sport tourism, and support for community organizations hosting events, throughout the Cowichan Region.
3. That the sport tourism function include the following in its immediate mandate:
 - a. That for any event receiving local government funding, 25% of event surplus funds, up to the amount of the original investment, be returned to the sport tourism function in an Investment Recovery Reserve Fund, with the remaining 75% designated as a community legacy.
 - b. That a website be created, and that there be a social media presence specific to sport tourism, focused on marketing the Cowichan region as a sport tourism destination to the province of BC, Western Canada, and the Pacific Northwest.
 - c. That the Cowichan Sport Tourism Commission become a member of the Canadian Sport Tourism Alliance, for access to national sport tourism tools, notably economic assessment of events, and attend provincial and national sport tourism conferences.
 - d. That web based databases be created and maintained for Cowichan region venues, sport organization contact lists, and a regional schedule of events.
 - e. That hosting packages, for community organizations hosting events be created and distributed.
 - f. That a community event equipment inventory (ie. cones, barricades, tents, garbage cans, etc.), and a distribution policy be established for free use by community organizations.
 - g. That the Cowichan region liaise with other communities on Vancouver Island on mutually beneficial sport tourism initiatives.
4. That a budget be established to support the function, as described in the budget appendix of the July 17, 2014 Regional Sport Tourism Select Committee report, and that requisition within the budget not exceed \$55,000 in the 2015 annual budget.

5. That the Cowichan Sport Tourism Commission make a report to the Board prior to approval of the Cowichan Valley Regional District's 2017 budget, to address whether the following priorities can be included in the mandate at that time:

- a. Provide specific resources to attract and host a multi-sport games in the Cowichan region every four to six years.
- b. Develop a specific sport tourism brand, similar to Kamloops (Tournament Capital of Canada) or Abbotsford (Sport Town Canada).
- c. Establish a specific budget for bids for events.
- d. Establish a program to assist existing community organizations hosting provincial, regional, national, or international events.

MOTION CARRIED

It was moved and seconded:

2. That the sport tourism function be governed by a separate commission named the Cowichan Sport Tourism Commission, reporting directly to the Board. Further, that a bylaw be drafted establishing the Cowichan Sport Tourism Commission, and that the membership consist of eight members, as follows:

- a. Four community members, with one each selected from the south, west, north and core areas, based on their passion and interest in promoting sport in general in the region.
- b. One member representing the business community.
- c. One member representing First Nations.
- d. One member of the Cowichan Valley Regional District Board representing electoral areas.
- e. One member of the Cowichan Valley Regional District Board representing municipalities.

14-386

It was moved and seconded that Item 2 of the July 17, 2014 Regional Sport Tourism Select Committee meeting report be referred to staff for review of governance options.

Opposed: Director Hutchins, Director Kent, Director Lefebure, Director Hartmann, Director Lines, Director McGonigle, Director Walker, Director Fraser, Director Giles, Director Iannidinardo, Director Duncan, Director Morrison, Director Dorey, Director Marcotte, and Director Weaver

MOTION DEFEATED

14-387

It was moved and seconded to delete the words "That the sport tourism function" and be replaced with the words "that consideration be given to establishing a Cowichan Sport Tourism Commission to govern the sport tourism function", of Item 2 of the July 17, 2014 Regional Sport Tourism Select Committee meeting report.

MOTION CARRIED

14-388

(Voting then resumed on the main motion as amended)

It was moved and seconded:

- 2. That consideration be given to establishing a Sport Tourism Commission to govern the sport tourism function, reporting directly to the Board. Further, that a bylaw be drafted establishing the Cowichan Sport Tourism Commission, and that the membership consist of eight members, as follows:**
 - a. Four community members, with one each selected from the south, west, north and core areas, based on their passion and interest in promoting sport in general in the region.**
 - b. One member representing the business community.**
 - c. One member representing First Nations.**
 - d. One member of the Cowichan Valley Regional District Board representing electoral areas.**
 - e. One member of the Cowichan Valley Regional District Board representing municipalities.**

MOTION CARRIED



COWICHAN VALLEY REGIONAL DISTRICT

Bylaw No. 4179

A Bylaw to Dedicate Land as Regional Park

WHEREAS the CVRD has acquired land legally described as: PID 006-409-989, Lot 2, District Lot 31, Helmcken District, Plan 2210, Except Part in Plan VIP87809;

AND WHEREAS section 30 of the *Community Charter* and section 302 of the *Local Government Act*, authorize the regional district to dedicate land as park by way of bylaw;

AND WHEREAS the Board wishes to dedicate this land for Regional Park purposes as an addition to the Cowichan Valley Trail / Kinsol Trestle experience;

NOW THEREFORE the Board of Directors of the Cowichan Valley Regional District, in open meeting assembled, enacts as follows:

1. **CITATION**

This bylaw may be cited for all purposes as "**CVRD Bylaw No. 4179 – Regional Park Land Dedication (PID 006-409-989) Bylaw, 2018**".

2. **DEDICATION**

The land shown on Schedule A attached to and forming part of this bylaw is dedicated as regional park land.

READ A FIRST TIME this 14th day of February, 2018.

READ A SECOND TIME this 14th day of February, 2018.

READ A THIRD TIME this 14th day of February, 2018.

ADOPTED this _____ day of _____, 2018.

Chairperson

Corporate Secretary



COWICHAN VALLEY REGIONAL DISTRICT

BYLAW No. 4188

A Bylaw to Amend the 2018 – 2022 Five Year Financial Plan

WHEREAS the Board of the Cowichan Valley Regional District adopted the 2018 – 2022 five year financial plan pursuant to CVRD Bylaw No. 4172;

AND WHEREAS the Board of the Cowichan Valley Regional District wishes to amend the plan;

NOW THEREFORE the Board of the Cowichan Valley Regional District, in open meeting assembled, enacts as follows:

1. **CITATION**

This Bylaw may be cited for all purposes as "**CVRD Bylaw No. 4188 - Five Year Financial Plan (2018 – 2022) Amendment Bylaw, 2018**".

2. **AMENDMENT**

That Bylaw No. 4172 be amended as follows:

- a) That Schedule A to Bylaw No. 4172 be deleted and replaced with the Schedule A attached to this Bylaw; and
- b) That Schedule B to Bylaw No. 4172 be deleted and replaced with the Schedule B attached to this Bylaw.

READ A FIRST TIME this 28th day of February , 2018.

READ A SECOND TIME this 28th day of February , 2018.

READ A THIRD TIME this 28th day of February , 2018.

ADOPTED this _____ day of _____ , 2018.

Chairperson

Corporate Secretary

SUMMARY OF 5 YEAR FINANCIAL PLAN**2018 - 2022**

	2018	2019	2020	2021	2022
SUMMARY OF REVENUE					
Tax Requisition	\$37,970,405	\$39,264,360	\$40,045,838	\$39,756,448	\$39,916,028
Parcel Taxes	2,498,707	2,599,615	2,651,569	2,743,774	2,781,672
Fees & Charges	10,928,400	11,534,933	11,651,442	11,840,686	11,824,522
Other Revenue	17,899,762	10,235,058	9,978,996	9,835,829	9,705,415
Proceeds of Borrowing	11,457,443	2,410,000	3,505,000	2,632,000	2,535,000
	<u>\$80,754,717</u>	<u>\$66,043,966</u>	<u>\$67,832,845</u>	<u>\$66,808,738</u>	<u>\$66,762,637</u>
Transfers from (to)					
- Special Funds	8,038,963	(\$1,093)	(\$584,960)	(\$1,045,720)	(\$897,496)
- Surplus - Prior Year	2,081,326	-	-	-	-
Total Transfers	<u>\$10,120,289</u>	<u>(\$1,093)</u>	<u>(\$584,960)</u>	<u>(\$1,045,720)</u>	<u>(\$897,496)</u>
TOTAL REVENUE	<u><u>\$90,875,006</u></u>	<u><u>\$66,042,873</u></u>	<u><u>\$67,247,885</u></u>	<u><u>\$65,763,018</u></u>	<u><u>\$65,865,141</u></u>
SUMMARY OF EXPENDITURES					
Debt Principal & Interest					
Short Term	\$2,539,946	\$2,449,765	\$2,114,401	\$1,709,079	\$1,638,374
Long Term	5,047,072	5,086,585	5,280,324	5,259,593	5,269,597
Capital	24,668,014	7,891,519	6,775,151	3,734,000	2,615,000
Other Purposes	58,609,974	50,615,004	53,078,009	55,060,346	56,342,170
Deficit Prior Year	10,000	-	-	-	-
TOTAL EXPENDITURE	<u><u>\$90,875,006</u></u>	<u><u>\$66,042,873</u></u>	<u><u>\$67,247,885</u></u>	<u><u>\$65,763,018</u></u>	<u><u>\$65,865,141</u></u>

**Cowichan Valley Regional District
Five Year Financial Plan (2018-2022)**

(Year 2018)

SCHEDULE "B"

FUNCTION:	Funding Sources						Transfer from/(to)						Expenditures											
	Tax Requisition	Parcel Taxes	Fees & Charges	Other Revenue	Proceeds of Borrowing	Total Funding	Special Funds	Capital	Special Funds From Feasibility	Gas Tax	(To)	Surplus of Prior Year	From Ops Reserve	Total Transfers	Total Revenue	5 year plan revenue	Variance	Principal & Interest Short Term	Long Term	Capital	Other Purposes	Deficit prior year	Total Expenditures	
General Government	2,304,306			229,100		2,533,406	245,000		20,000		488,100	225,000	733,100	3,266,506							3,266,506		3,266,506	
Community Health Network				-		-	-				210,537		210,537	210,537							210,537		210,537	
V. I. Regional Library	1,884,619					1,884,619															1,884,619		1,884,619	
Homelessness																								
H.R. / I.T. / M.I.A./G.I.S.				2,253,303	155,000	2,408,303	57,556					57,556	57,556	2,465,859			32,855		155,000		2,278,004		2,465,859	
Malahat Transit	228,971		275,000	36,850		540,821								540,821							540,821		540,821	
Transit	2,381,637		533,900	90,000		3,005,537								3,005,537							3,005,537		3,005,537	
911	995,282					995,282	(32,353)			(50,000)		17,647	(32,353)	962,929							962,929		962,929	
Grants-in-Aid	76,683					76,683	9,496				54,835	9,496	64,331	141,014							141,014		141,014	
Economic Development	530,476			60,000		590,476	35,000				45,000	35,000	80,000	670,476							670,476		670,476	
Regional Tourism	120,000					120,000								120,000							120,000		120,000	
Electoral Feasibility Studies											52,887			52,887							52,887		52,887	
Environmental Initiatives	586,944			1,211,500		1,798,444	71,000				15,000	71,000	86,000	1,884,444							1,884,444		1,884,444	
Municipalities - M.F.A. Debt				3,285,096		3,285,096								3,285,096					3,285,096				3,285,096	
Parks, Recreation, Culture & Facilities				494,673		494,673								494,673							494,673		494,673	
Administration Building				797,887	250,000	1,047,887								1,047,887				143,194	154,753	250,000	499,940		1,047,887	
Emergency Planning	777,908		27,296	22,500		827,704	240,000					240,000	240,000	1,067,704							827,704		1,067,704	
Community Parks	1,989,394		2,000	22,536		2,013,930	684,582	178,000		585,544	(97,462)	143,000	18,500	827,582	2,841,512			425,947		240,000	907,044		2,841,512	
Electoral Area Services	840,601					840,601	152,210					152,210	152,210	992,811							992,811		992,811	
Parks & Trails	852,299				50,000	902,299								902,299							23,886	50,000	828,413	902,299
Regional Parks	1,129,722			898,767	120,000	2,148,489	250,594	25,000		225,594	-	85,000		335,594	2,484,083			97,449		1,504,361	882,273		2,484,083	
Bright Angel Park	65,800		4,500			70,300	45,000			45,000				115,300						45,000	70,300		115,300	
South Cowichan Community Parks	62,500					62,500								62,500							62,500		62,500	
Kinsol Trestle	102,000			75,000		177,000	(72,000)						(72,000)	105,000							75,000	30,000		105,000
Regional Parkland Acquisition	853,115			400,000	2,775,000	4,028,115	1,640,117	500,000			(110,127)	1,250,244	1,640,117	5,668,232				742,988		4,925,244			5,668,232	
Animal Control	73,151			52,081		125,232	11,000					11,000	11,000	136,232							126,232	10,000	136,232	
Enforcement & Inspection	560,225			655,500	50,000	1,265,725	201,418					201,418	201,418	1,467,143				10,512		110,000	1,346,631		1,467,143	
Community Planning	2,347,609		157,300	100,000	150,000	2,754,909	14,000				(6,000)	15,000	20,000	2,783,909						150,000	2,594,890		2,783,909	
North Oyster Fire Protection	443,774		94,633		794,497	1,332,904	1,646,238	1,119,718		526,520	-	300,000		1,946,238	3,279,142					2,950,000	321,320		3,279,142	
Mesachie Lake Fire Protection	47,382			6,000		53,382	(1,431)							(1,431)	51,951						51,951		51,951	
Lake Cowichan Fire Protection	281,095					281,095								281,095							281,095		281,095	
Saltair Fire Protection	187,444					187,444								187,444							187,444		187,444	
Sahtlam Fire Protection	326,777		1,935			328,712	(85,452)		15,000	(100,452)			(85,452)	243,260			38,991	16,678	20,000		167,591		243,260	
Malahat Fire Protection	171,041		69,555			240,596	(5,866)		15,000	(20,866)			(5,866)	234,730					15,000		198,148		234,730	
Eagle Heights Fire Protection	199,611					199,611								199,611							199,611		199,611	
Honeymoon Bay Fire Protection	188,469					188,469	(3,109)		16,671	(19,780)			(3,109)	185,360									185,360	
Youbou Fire Protection	148,346					148,346	50,000					50,000	50,000	198,346						50,000	148,346		198,346	
Arts and Culture	130,000					130,000								130,000							130,000		130,000	
Cowichan Lake Recreation	2,507,651		453,693			2,961,344	34,446			(30,000)	13,195	64,446	47,641	3,008,985				93,259	477,957		2,437,769		3,008,985	
Kerry Park Recreation	2,805,177		836,300	52,400	98,000	3,791,877	601,110	383,110		135,000			83,000	4,392,987					616,110	3,289,080			4,392,987	
Kerry Park Aquatic Service	100,000					100,000								100,000							100,000		100,000	
Island Savings Centre	4,571,339		1,834,118	599,320	510,000	7,514,777	(198,000)			(218,000)	35,708	20,000	(162,292)	7,352,485				108,023	135,606	1,077,068	6,031,788		7,352,485	
Island Savings Centre Theatre Loan																								
Theatre Grant - Area A	39,985					39,985					9		9	39,994							39,994		39,994	
Theatre Grant - Area B	63,094					63,094	114				49	114	163	63,257							63,257		63,257	
Theatre Grant - Area C	75,705					75,705							14	75,719							75,719		75,719	
Theatre Grant - N. Cowichan	126,268					126,268					111		111	126,379							126,379		126,379	
Theatre Grant - Ladysmith	49,571					49,571								49,571							49,571		49,571	
Cowichan Sportsplex - Area A	15,668					15,668					3		3	15,671							15,671		15,671	
Cowichan Sportsplex - Area C	14,964					14,964					3		3	14,967							14,967		14,967	
Cowichan Sportsplex - Area D	9,281					9,281								9,281							9,281		9,281	
Cowichan Sportsplex - Area E	11,198					11,198								11,198							11,198		11,198	
Recreation Mill Bay	10,000					10,000	302				3	302	305	10,305							10,305		10,305	
Recreation Glenora	10,165					10,165								10,165							10,165		10,165	
Recreation Saltair	45,790				137,000	182,790	163,000		130,000			33,000	163,000	345,790			38,772		300,000		7,018		345,790	
Victim Services West	14,867					14,867					6		6	14,873							14,873		14,873	
Cowichan Lake Activity Centre	55,080					55,080	258				539	258	797	55,877							55,877		55,877	
Victim Services	92,000					92,000					210		210	92,210							92,210		92,210	
Recreation N. Oyster	97,606					97,606								97,606							97,606		97,606	
Cowichan Aquatic Centre - Area E	26,868					26,868								26,868							26,868		26,868	
Cowichan Wooden Boat Society	13,553					13,553								13,553							13,553		13,553	
Shawnigan Lake Community Centre	734,827		517,970	21,000	175,000	1,																		

Cowichan Valley Regional District
Five Year Financial Plan (2018-2022)

(Year 2018)

SCHEDULE "B"

FUNCTION:	Funding Sources						Transfer from/(to)						Expenditures										
	Tax Requisition	Parcel Taxes	Fees & Charges	Other Revenue	Proceeds of Borrowing	Total Funding	Special Funds	Capital	Special Funds From Feasibility	Gas Tax	(To)	Surplus of Prior Year	From Ops Reserve	Total Transfers	Total Revenue	5 year plan revenue	Variance	Principal & Interest Short Term	Long Term	Capital	Other Purposes	Deficit prior year	Total Expenditures
Cowichan Community Policing	124,900					124,900	-				465			465	125,365						125,365		125,365
Cowichan Valley Hospice Society	60,890					60,890	-				115			115	61,005						61,005		61,005
Engineering Services - Administration				257,804		257,804	-							257,804							257,804		257,804
Engineering Services - Utilities				2,570,635	143,400	2,714,035	17,500			17,500				17,500	2,731,535			60,786		143,400	2,527,349		2,731,535
Thetis Island Solid Waste & Recycling		26,546				26,546									26,546						26,546		26,546
Curbside Collection			797,500	493,400		1,290,900	(120,000)			(120,000)	571,253			451,253	1,742,153						1,597,333		1,742,153
Solid Waste Complex	4,520,900		2,541,000	1,650,880	2,970,320	11,683,100	113,700	75,000	65,000	(36,300)		10,000	113,700	11,796,800	7,290,302			172,859	468,639	3,865,000	1,597,333		11,796,800
Cowichan Flood Management	150,000					150,000	(7,500)			(7,500)				(7,500)	142,500						142,500		142,500
South Cowichan Water Study Plan	60,000					60,000					25,000			25,000	85,000						85,000		85,000
Liquid Waste Plan Central Sector	95,900					95,900	(1,366)			(1,366)				(1,366)	94,534						94,534		94,534
Liquid Waste Plan South Sector	103,356					103,356	83,324		68,844	(2,164)			16,644	83,324	186,680						186,680		186,680
Street Lighting - Mesachie	6,250					6,250									6,250						6,250		6,250
Street Lighting - Youbou		32,000				32,000									32,000						32,000		32,000
Street Lighting - Brentwood			240	50		290									290						290		290
Street Lighting - Cowichan Bay	5,200					5,200									5,200						5,200		5,200
Street Lighting - Honeymoon Bay	26,000					26,000									26,000						26,000		26,000
Street Lighting - Mill Bay			2,400	100		2,500									2,500						2,500		2,500
Street Lighting - Cobble Hill		2,200				2,200									2,200						2,200		2,200
Critical Street Lighting A	2,500					2,500									2,500						2,500		2,500
Critical Street Lighting B	1,200					1,200									1,200						1,200		1,200
Critical Street Lighting C	3,100					3,100									3,100						3,100		3,100
Critical Street Lighting D	851					851									851						851		851
Critical Street Lighting E	4,800					4,800									4,800						4,800		4,800
Critical Street Lighting I	1,276					1,276									1,276						1,276		1,276
Asset Management				83,215		83,215	83,215		83,215					83,215	166,430						166,430		166,430
Street Lighting - Wilmot Road	4,350					4,350									4,350						4,350		4,350
Street Lighting - Sentinel Ridge	3,500					3,500									3,500						3,500		3,500
Street Lighting - Twin Cedars	5,600					5,600									5,600						5,600		5,600
Street Lighting - Arbutus Mountain	5,200					5,200									5,200						5,200		5,200
Mill Springs Street Lighting	12,000					12,000									12,000						12,000		12,000
Satellite Park Water		46,500	30,500			77,000									77,000						65,019		77,000
Douglas Hill Water		51,200	48,000			99,200									99,200						87,863		99,200
Lambourn Water		41,200	93,880			135,080									135,080						127,992		135,080
Arbutus Mountain Water		31,980	31,500			63,480									63,480						63,480		63,480
Fern Ridge Water		19,040	15,000			34,040									34,040						32,305		34,040
Bald Mountain Water System		52,520	18,000			70,520	(6,000)			(6,000)				(6,000)	64,520						64,520		64,520
Dogwood Ridge Water System		23,100	21,400		20,000	64,500									64,500			150	5,312	20,000	39,038		64,500
Arbutus Ridge Water System			274,760			274,760	50,000	50,000						50,000	324,760					6,608	268,152		324,760
Carlton Water System		30,000	15,600			45,600									45,600						5,665		45,600
Shellwood Water System		24,500	23,100			47,600									47,600						5,216		47,600
Woodley Range Water System		29,600	31,000			60,600	80,000	40,000	40,000					80,000	140,600				80,000		60,600		140,600
Burnum Water System		47,200	32,700	254,000	262,000	595,900	74,000		74,000					74,000	669,900					2,364	590,000	77,536	669,900
Mesachie Lake Water		32,600	17,100			49,700									49,700								49,700
Saltair Water		490,000	190,000	2,900		682,900	238,364		238,364					238,364	921,264						588,364	332,900	921,264
Central Youbou Water Debt		36,850				36,850									36,850								36,850
Youbou Water		153,660	81,000	520	25,000	260,180	114,000	44,000	70,000					114,000	374,180			375	8,506	179,000	186,299		374,180
Honeymoon Bay Water		62,212	72,000		396,000	530,212									530,212			16,289		396,000	117,923		530,212
Honeymoon Bay (Sutton Cr.) Water Debt		2,623				2,623									2,623								2,623
Honeymoon Bay Water (Well 2) Debt		25,744				25,744									25,744								25,744
Cherry Point Water		21,000	14,960			35,960									35,960								35,960
Shawnigan Lake North Water		224,820	145,000	316		370,136	134,000	100,000	34,000					134,000	504,136					171,000	333,136		504,136
Shawnigan Weir				1,298		1,298									1,298								1,298
Kerry Village Water		19,600	44,000			63,600									63,600						63,600		63,600
Wilmot Road Drainage	7,000					7,000									7,000						7,000		7,000
Sentinel Ridge Drainage	4,970					4,970									4,970						4,970		4,970
Shawnigan Lake East Drainage	2,040					2,040									2,040						2,040		2,040
Arbutus Mountain Drainage	4,900					4,900									4,900						4,900		4,900
Lanes Road Drainage	3,800					3,800									3,800						3,800		3,800
Bald Mountain Drainage System	4,200					4,200									4,200						4,200		4,200
Cobble Hill Drainage System	6,800					6,800	22,000					22,000	22,000		28,800						28,800		28,800
Arbutus Ridge Drainage System	20,000					20,000									20,000						20,000		20,000
Shawnigan Creek Cleanout System	12,021					12,021									12,021								12,021
Cowichan Bay Sewer		233,500	218,500	50,560		502,560	15,413	70,000		(54,587)				15,413	517,973			32,546	100,000		385,427		517,973
Brulett Sewer System		24,780	28,800			53,580									53,580						51,604		53,580
Sentinel Ridge Sewer		52,950	78,000			130,950									130,950						130,950		130,950
Twin Cedars Sewer		52,560	70,660	657		123,877	70,000	70,000						70,000	193,877					100,000	93,877		193,877
Lambourn Sewer																							

Cowichan Valley Regional District
 Five Year Financial Plan (2018-2022)

(Year 2018)

SCHEDULE "B"

FUNCTION:	Funding Sources					Transfer from/(to)										Expenditures							
	Tax Requisition	Parcel Taxes	Fees & Charges	Other Revenue	Proceeds of Borrowing	Total Funding	Special Funds	Capital	Special Funds From Feasibility	Gas Tax	(To)	Surplus of Prior Year	From Ops Reserve	Total Transfers	Total Revenue	5 year plan revenue	Variance	Principal & Interest Short Term	Long Term	Capital	Other Purposes	Deficit prior year	Total Expenditures
TOTALS	37,970,405	2,498,707	10,928,400	17,899,762	11,457,443	80,754,717	8,038,963	2,994,828	20,000	3,396,927	(992,582)	2,081,326	2,619,790	10,120,289	90,875,006			2,539,946	5,047,072	24,668,014	58,609,974	10,000	90,875,006

**Cowichan Valley Regional District
Five Year Financial Plan (2018-2022)**

(Year 2019)

SCHEDULE "B"

FUNCTION:	Funding Sources					Transfer from/(to)					Expenditures					
	Tax Requisition	Parcel Taxes	Fees & Charges	Other Revenue	Proceeds of Borrowing	Total Funding	Special Funds	Surplus of Prior Year	Total Transfers	Total Revenue	Principal & Interest Short Term	Long Term	Capital	Other Purposes	Deficit prior year	Total Expenditures
General Government	2,377,000			228,500		2,605,500			-	2,605,500			35,000	2,570,500		2,605,500
Community Health Network				-		-			-	-				-		-
V. I. Regional Library	1,922,311					1,922,311			-	1,922,311				1,922,311		1,922,311
Homelessness						-			-	-				-		-
H.R. / I.T. / M.I.A./G.I.S.				2,177,352		2,177,352	12,000		12,000	2,189,352	32,855		-	2,156,497		2,189,352
Malahat Transit	299,063		337,350	10,000		646,413	-		-	646,413				646,413		646,413
Transit	2,474,441		600,638	105,000		3,180,079			-	3,180,079				3,180,079		3,180,079
911	1,020,313			-		1,020,313	(50,000)		(50,000)	970,313			-	970,313		970,313
Grants-in-Aid	141,000					141,000			-	141,000				141,000		141,000
Economic Development	476,000			50,000		526,000			-	526,000				526,000		526,000
Regional Tourism	120,000			-		120,000			-	120,000				120,000		120,000
Electoral Feasibility Studies	20,000			-		20,000			-	20,000				20,000		20,000
Environmental Initiatives	600,000			313,000		913,000			-	913,000				913,000		913,000
Municipalities - M.F.A. Debt				3,270,687		3,270,687			-	3,270,687				-		3,270,687
Parks, Recreation, Culture & Facilities				497,426		497,426			-	497,426				497,426		497,426
Administration Building				920,652		920,652			-	920,652	52,916	154,753		712,983		920,652
Emergency Planning	793,549		27,845	-		821,394			-	821,394				821,394		821,394
Community Parks	1,877,804		3,000	22,536		1,903,340	14,543		14,543	1,917,883	357,487		236,350	1,324,046		1,917,883
Electoral Area Services	908,923					908,923			-	908,923				908,923		908,923
Parks & Trails	857,586					857,586			-	857,586	23,886			833,700		857,586
Regional Parks	1,191,233					1,191,233			-	1,191,233			1,004,317	186,916		1,191,233
Bright Angel Park	62,500		5,000			67,500			-	67,500				67,500		67,500
South Cowichan Community Parks	62,500					62,500			-	62,500				62,500		62,500
Kinsol Trestle	105,000					105,000			-	105,000				105,000		105,000
Regional Parkland Acquisition	865,000					865,000	750,000		750,000	1,615,000	742,327			872,673		1,615,000
Animal Control	56,253			-		56,253			-	56,253				56,253		56,253
Enforcement & Inspection	534,280			650,000		1,184,280			-	1,184,280				1,184,280		1,184,280
Community Planning	2,369,119			-		2,369,119			-	2,369,119				2,369,119		2,369,119
North Oyster Fire Protection	448,976		94,633			543,609	(100,812)		(100,812)	442,797	168,764		-	274,033		442,797
Mesachie Lake Fire Protection	47,382			6,000		53,382	(1,300)		(1,300)	52,082				52,082		52,082
Lake Cowichan Fire Protection	286,717					286,717			-	286,717				286,717		286,717
Saltair Fire Protection	191,193					191,193			-	191,193				191,193		191,193
Sahtlam Fire Protection	244,907			1,935		246,842	40,000		40,000	286,842	38,991	16,678	40,000	191,173		286,842
Malahat Fire Protection	189,312		52,621			241,933			-	241,933		21,582	20,000	200,351		241,933
Eagle Heights Fire Protection	203,603					203,603			-	203,603				203,603		203,603
Honeymoon Bay Fire Protection	188,469					188,469	50,000		50,000	238,469				238,469		238,469
Youbou Fire Protection	185,992					185,992			-	185,992			50,000	135,992		185,992
Arts and Culture	130,000					130,000			-	130,000				130,000		130,000
Cowichan Lake Recreation	2,595,636		450,000	545,000		3,590,636	(50,000)		(50,000)	3,540,636	93,259	477,957	545,000	2,424,420		3,540,636
Kerry Park Recreation	2,888,582		840,000	-		3,728,582			-	3,728,582	395,585	92,212	215,000	3,025,785		3,728,582
Kerry Park Aquatic Service	100,000					100,000			-	100,000				100,000		100,000
Island Savings Centre	5,232,465		1,787,798	485,920		7,506,183	(468,000)		(468,000)	7,038,183	108,023	135,606	770,000	6,024,554		7,038,183
Island Savings Centre Theatre Loan	-					-			-	-				-		-
Theatre Grant - Area A	41,821					41,821			-	41,821				41,821		41,821
Theatre Grant - Area B	67,813					67,813			-	67,813				67,813		67,813
Theatre Grant - Area C	78,987					78,987			-	78,987				78,987		78,987
Theatre Grant N. Cowichan	136,710					136,710			-	136,710				136,710		136,710
Theatre Grant - Ladysmith	51,835					51,835			-	51,835				51,835		51,835
Cowichan Sportsplex - Area A	15,984					15,984			-	15,984				15,984		15,984
Cowichan Sportsplex - Area C	15,266					15,266			-	15,266				15,266		15,266
Cowichan Sportsplex - Area D	9,467					9,467			-	9,467				9,467		9,467
Cowichan Sportsplex - Area E	11,422					11,422			-	11,422				11,422		11,422
Recreation Mill Bay	10,000					10,000			-	10,000				10,000		10,000
Recreation Glenora	8,454					8,454			-	8,454				8,454		8,454
Recreation Saltair	82,272					82,272			-	82,272	36,272			46,000		82,272
Victim Services West	12,500					12,500			-	12,500				12,500		12,500

**Cowichan Valley Regional District
Five Year Financial Plan (2018-2022)**

(Year 2019)

SCHEDULE "B"

FUNCTION:	Funding Sources						Transfer from/(to)				Expenditures					
	Tax Requisition	Parcel Taxes	Fees & Charges	Other Revenue	Proceeds of Borrowing	Total Funding	Special Funds	Surplus of Prior Year	Total Transfers	Total Revenue	Principal & Interest Short Term	Long Term	Capital	Other Purposes	Deficit prior year	Total Expenditures
Cowichan Lake Activity Centre	55,105					55,105			-	55,105				55,105		55,105
Victim Services	80,000					80,000			-	80,000				80,000		80,000
Recreation N. Oyster	94,474					94,474			-	94,474				94,474		94,474
Cowichan Aquatic Centre - Area E	27,405					27,405			-	27,405				27,405		27,405
Cowichan Wooden Boat Society	13,600					13,600			-	13,600				13,600		13,600
Shawnigan Lake Community Centre	745,575		522,500	24,000		1,292,075			-	1,292,075	36,315		260,000	995,760		1,292,075
Cobble Hill Historical Society	15,000					15,000			-	15,000				15,000		15,000
Cobble Hill Hall	18,000					18,000			-	18,000				18,000		18,000
Shawnigan Lake Historical Society	17,015					17,015			-	17,015				17,015		17,015
Cowichan Station Area Association Area E	21,524					21,524			-	21,524				21,524		21,524
Frank Jameson Centre	40,000					40,000			-	40,000				40,000		40,000
Senior Centre Grant	17,506					17,506			-	17,506				17,506		17,506
Kaatza Society	30,000					30,000			-	30,000				30,000		30,000
Mill Bay/Malahat Historical Society	10,000					10,000			-	10,000				10,000		10,000
Cowichan Station Association Area B	5,000					5,000			-	5,000				5,000		5,000
Cowichan Aquatic Centre - Area I	4,913					4,913			-	4,913				4,913		4,913
Cowichan Aquatic Centre - Area F	4,913					4,913			-	4,913				4,913		4,913
Shawnigan Basin Society	50,000					50,000			-	50,000				50,000		50,000
Nature and Habitat - Area I				200		200			-	200				200		200
Thetis Island Wharf		9,000				9,000			-	9,000				9,000		9,000
Thetis Island Boat Launch		1,000				1,000			-	1,000				1,000		1,000
Cowichan Lake Water Protection				800		800			-	800				800		800
Safer Futures	27,575					27,575			-	27,575				27,575		27,575
Social Planning	50,983					50,983			-	50,983				50,983		50,983
South Cowichan Community Policing	60,019					60,019			-	60,019				60,019		60,019
Cowichan Community Policing	125,375					125,375			-	125,375				125,375		125,375
Cowichan Valley Hospice Society	61,000					61,000			-	61,000				61,000		61,000
Engineering Services - Administration				310,000		310,000			-	310,000			50,000	260,000		310,000
Engineering Services - Utilities				-	2,410,000	2,410,000			-	2,410,000	45,812		50,000	2,314,188		2,410,000
Thetis Island Solid Waste & Recycling		22,213				22,213			-	22,213				22,213		22,213
Curbside Collection			1,135,787	493,400		1,629,187	(120,000)		(120,000)	1,509,187		144,820		1,364,367		1,509,187
Solid Waste Complex	4,520,900		2,541,000	-		7,061,900	(36,300)		(36,300)	7,025,600	294,657	264,941		6,466,002		7,025,600
Cowichan Flood Management	150,000					150,000			-	150,000				150,000		150,000
South Cowichan Water Study Plan	75,000					75,000			-	75,000				75,000		75,000
Liquid Waste Plan Central Sector	-					-			-	-				-		-
Liquid Waste Plan South Sector	190,414					190,414			-	190,414				190,414		190,414
Street Lighting - Mesachie	6,500					6,500			-	6,500				6,500		6,500
Street Lighting - Youbou		33,000				33,000			-	33,000				33,000		33,000
Street Lighting - Brentwood			242	50		292			-	292				292		292
Street Lighting - Cowichan Bay	5,400					5,400			-	5,400				5,400		5,400
Street Lighting - Honeymoon Bay	28,000					28,000			-	28,000				28,000		28,000
Street Lighting - Mill Bay			2,400	100		2,500			-	2,500				2,500		2,500
Street Lighting - Cobble Hill		2,150				2,150			-	2,150				2,150		2,150
Critical Street Lighting A	2,575					2,575			-	2,575				2,575		2,575
Critical Street Lighting B	1,250					1,250			-	1,250				1,250		1,250
Critical Street Lighting C	3,200					3,200			-	3,200				3,200		3,200
Critical Street Lighting D	900					900			-	900				900		900
Critical Street Lighting E	4,950					4,950			-	4,950				4,950		4,950
Critical Street Lighting I	1,300					1,300			-	1,300				1,300		1,300
Asset Management																
Street Lighting - Wilmot Road	4,400					4,400			-	4,400				4,400		4,400
Street Lighting - Sentinel Ridge	3,600					3,600			-	3,600				3,600		3,600
Street Lighting - Twin Cedars	4,100					4,100			-	4,100				4,100		4,100
Street Lighting - Arbutus Mountain	4,200					4,200			-	4,200				4,200		4,200
Mill Springs Street Lighting	13,000					13,000			-	13,000				13,000		13,000

**Cowichan Valley Regional District
Five Year Financial Plan (2018-2022)**

(Year 2019)

SCHEDULE "B"

FUNCTION:	Funding Sources						Transfer from/(to)				Expenditures					
	Tax Requisition	Parcel Taxes	Fees & Charges	Other Revenue	Proceeds of Borrowing	Total Funding	Special Funds	Surplus of Prior Year	Total Transfers	Total Revenue	Principal & Interest Short Term	Long Term	Capital	Other Purposes	Deficit prior year	Total Expenditures
Satellite Park Water		48,400	32,000			80,400			-	80,400		11,981		68,419		80,400
Douglas Hill Water		51,200	50,000			101,200		-	-	101,200		11,337		89,863		101,200
Lambourn Water		42,000	94,000	-		136,000		-	-	136,000	-	7,088		128,912		136,000
Arbutus Mountain Water		50,000	50,000	-		100,000		-	-	100,000				100,000		100,000
Fern Ridge Water		19,600	16,000			35,600		-	-	35,600		1,735		33,865		35,600
Bald Mountain Water System		52,520	25,000	-		77,520	(8,000)	(8,000)	(8,000)	69,520				69,520		69,520
Dogwood Ridge Water System		23,100	26,819	-		49,919		-	-	49,919		5,312		44,607		49,919
Arbutus Ridge Water System			284,205			284,205	(5,000)	(5,000)	(5,000)	279,205		6,608		272,597		279,205
Carlton Water System		30,000	16,000			46,000		-	-	46,000		5,665		40,335		46,000
Shellwood Water System		24,500	23,100			47,600		-	-	47,600		5,216		42,384		47,600
Woodley Range Water System		29,444	-			29,444		-	-	29,444				29,444		29,444
Burnum Water System		46,570	42,000			88,570		-	-	88,570		22,526		66,044		88,570
Mesachie Lake Water		32,600	23,000	-		55,600	(3,000)	(3,000)	(3,000)	52,600				52,600		52,600
Saltair Water		490,000	191,000			681,000	2,910	2,910	2,910	683,910			400,000	283,910		683,910
Central Youbou Water Debt		36,850				36,850		-	-	36,850		36,850		-		36,850
Youbou Water		159,354	85,000	-		244,354	(40,000)	(40,000)	(40,000)	204,354	5,358	8,506		190,490		204,354
Honeymoon Bay Water		62,212	72,000			134,212	(5,000)	(5,000)	(5,000)	129,212				129,212		129,212
Honeymoon Bay (Sutton Cr.) Water Debt		2,623				2,623		-	-	2,623		2,623		-		2,623
Honeymoon Bay Water (Well 2) Debt		25,744				25,744		-	-	25,744				25,744		25,744
Cherry Point Water		23,000	14,000			37,000		-	-	37,000				37,000		37,000
Shawnigan Lake North Water		281,025	289,110	-	-	570,135		-	-	570,135		125,000	4,000,000	(3,554,865)		570,135
Shawnigan Weir				1,000		1,000		-	-	1,000				1,000		1,000
Kerry Village Water		20,000	44,000			64,000		-	-	64,000				64,000		64,000
Wilmot Road Drainage	7,500					7,500		-	-	7,500				7,500		7,500
Sentinel Ridge Drainage	5,000					5,000		-	-	5,000				5,000		5,000
Shawnigan Lake East Drainage	2,050					2,050		-	-	2,050				2,050		2,050
Arbutus Mountain Drainage	4,500					4,500		-	-	4,500				4,500		4,500
Lanes Road Drainage	3,800					3,800		-	-	3,800				3,800		3,800
Bald Mountian Drainage System	4,200					4,200		-	-	4,200				4,200		4,200
Cobble Hill Drainage System	-					-		-	-	-				-		-
Arbutus Ridge Drainage System	20,000					20,000		-	-	20,000				20,000		20,000
Shawnigan Creek Cleanout System	13,000					13,000		-	-	13,000				13,000		13,000
Cowichan Bay Sewer		233,500	300,000			533,500	(4,587)	(4,587)	(4,587)	528,913		32,546	110,000	386,367		528,913
Brulett Sewer System		24,000	24,976			48,976		-	-	48,976		1,976		47,000		48,976
Sentinel Ridge Sewer		52,950	78,000	-		130,950		-	-	130,950				130,950		130,950
Twin Cedars Sewer		52,000	34,500			86,500		-	-	86,500		10,632	35,852	40,016		86,500
Lambourn Sewer		38,960	86,600			125,560		-	-	125,560		10,632		114,928		125,560
Arbutus Mountain Sewer		95,000	55,000			150,000	20,000	20,000	20,000	170,000			20,000	150,000		170,000
Cobble Hill Sewer		35,000	30,500			65,500	(2,000)	(2,000)	(2,000)	63,500		2,880		60,620		63,500
Mesachie Lake Sewer		36,000	17,354	-	-	53,354		-	-	53,354		16,940		36,414		53,354
Bald Mountian Sewer System		53,500	22,000	-		75,500	(1,000)	(1,000)	(1,000)	74,500				74,500		74,500
Mill Springs Sewer System		109,600	85,000			194,600	(2,000)	(2,000)	(2,000)	192,600				192,600		192,600
Arbutus Ridge Sewer System			422,755	-	-	422,755		-	-	422,755		143,284		279,471		422,755
Eagle Heights Sewer			236,100	121,500		357,600	14,453	14,453	14,453	372,053			50,000	322,053		372,053
Maple Hills Sewer		28,000	18,000			46,000		-	-	46,000				46,000		46,000
Shawnigan Lake Sewer		155,000	161,100			316,100		-	-	316,100	9,374	31,725		275,001		316,100
Kerry Village Sewer		28,000	75,000			103,000	(3,000)	(3,000)	(3,000)	100,000		6,287		93,713		100,000
Youbou Sewer System		40,000	16,000			56,000	(5,000)	(5,000)	(5,000)	51,000	7,884			43,116		51,000
Elkington Water System		-	35,000			35,000		-	-	35,000				35,000		35,000
Elkington Forest Sewer System		-	59,000			59,000		-	-	59,000				59,000		59,000
TOTALS	39,264,360	2,599,615	11,534,933	10,235,058	2,410,000	66,043,966	(1,093)	-	(1,093)	66,042,873	2,449,765	5,086,585	7,891,519	50,615,004	-	66,042,873

**Cowichan Valley Regional District
Five Year Financial Plan (2018-2022)**

(Year 2020)

SCHEDULE "B"

FUNCTION:	Funding Sources						Transfer from/(to)				Expenditures					
	Tax Requisition	Parcel Taxes	Fees & Charges	Other Revenue	Proceeds of Borrowing	Total Funding	Special Funds	Surplus of Prior Year	Total Transfers	Total Revenue	Principal & Interest Short Term	Long Term	Capital	Other Purposes	Deficit prior year	Total Expenditures
General Government	2,406,500			228,500		2,635,000			-	2,635,000				2,635,000		2,635,000
Community Health Network						-			-	-				-		-
V. I. Regional Library	1,960,758					1,960,758				1,960,758				1,960,758		1,960,758
Homelessness						-			-	-				-		-
H.R. / I.T. / M.I.A./G.I.S.				2,240,352		2,240,352				2,240,352	32,855			2,207,497		2,240,352
Malahat Transit	410,631		367,083	11,000	1,000,000	1,788,714	-			1,788,714		28,283	1,000,000	760,431		1,788,714
Transit	2,574,952		605,000	112,000		3,291,952				3,291,952				3,291,952		3,291,952
911	1,030,516			-		1,030,516	(50,000)		(50,000)	980,516				980,516		980,516
Grants-in-Aid	141,000					141,000				141,000				141,000		141,000
Economic Development	486,000			50,000		536,000				536,000				536,000		536,000
Regional Tourism	120,000			-		120,000				120,000				120,000		120,000
Electoral Feasibility Studies	20,000			-		20,000				20,000				20,000		20,000
Environmental Initiatives	610,000			310,000		920,000				920,000				920,000		920,000
Municipalities - M.F.A. Debt				3,342,354		3,342,354				3,342,354		3,342,354		-		3,342,354
Parks, Recreation, Culture & Facilities				507,375		507,375				507,375				507,375		507,375
Administration Building				826,474		826,474				826,474	52,916	154,753		618,805		826,474
Emergency Planning	801,479		28,123	-		829,602	(15,000)		(15,000)	814,602				814,602		814,602
Community Parks	1,881,420		3,000	22,536		1,906,956	70,000		70,000	1,976,956	357,487		236,350	1,383,119		1,976,956
Electoral Area Services	927,101			-		927,101				927,101				927,101		927,101
Parks & Trails	873,892					873,892				873,892	13,392			860,500		873,892
Regional Parks	1,009,112					1,009,112				1,009,112			286,801	722,311		1,009,112
Bright Angel Park	65,500		5,000			70,500				70,500				70,500		70,500
South Cowichan Community Parks	62,500					62,500				62,500				62,500		62,500
Kinsol Trestle	105,000					105,000				105,000				105,000		105,000
Regional Parkland Acquisition	865,000					865,000	(122,673)		(122,673)	742,327	742,327			-		742,327
Animal Control	57,379			-		57,379				57,379				57,379		57,379
Enforcement & Inspection	532,758			650,000		1,182,758				1,182,758				1,182,758		1,182,758
Community Planning	2,416,819			-		2,416,819				2,416,819				2,416,819		2,416,819
North Oyster Fire Protection	453,458		94,633			548,091	(102,553)		(102,553)	445,538	168,764			276,774		445,538
Mesachie Lake Fire Protection	50,000			6,000		56,000	(1,300)		(1,300)	54,700				54,700		54,700
Lake Cowichan Fire Protection	292,451					292,451				292,451				292,451		292,451
Saltair Fire Protection	195,017					195,017				195,017				195,017		195,017
Sahtlam Fire Protection	244,907			1,935		246,842	-			246,842	38,991	12,487		195,364		246,842
Malahat Fire Protection	189,312		52,621	-		241,933	-			241,933		21,582		220,351		241,933
Eagle Heights Fire Protection	207,675					207,675	-			207,675				207,675		207,675
Honeymoon Bay Fire Protection	190,354					190,354	(15,000)		(15,000)	175,354				175,354		175,354
Youbou Fire Protection	185,992					185,992	-			185,992				185,992		185,992
Arts and Culture	130,000					130,000				130,000				130,000		130,000
Cowichan Lake Recreation	2,696,902		450,000	105,000		3,251,902	(50,000)		(50,000)	3,201,902	93,259	477,957	105,000	2,525,686		3,201,902
Kerry Park Recreation	2,945,790		845,000	-		3,790,790	-			3,790,790	67,878	92,212	1,550,000	2,080,700		3,790,790
Kerry Park Aquatic Service	100,000					100,000				100,000				100,000		100,000
Island Savings Centre	5,768,981		1,818,764	660,920		8,248,665	(468,000)		(468,000)	7,780,665	108,023	135,606	1,392,000	6,145,036		7,780,665
Island Savings Centre Theatre Loan	-					-				-				-		-
Theatre Grant - Area A	42,657					42,657				42,657				42,657		42,657
Theatre Grant - Area B	69,170					69,170				69,170				69,170		69,170
Theatre Grant - Area C	80,567					80,567				80,567				80,567		80,567
Theatre Grant N. Cowichan	139,444					139,444				139,444				139,444		139,444
Theatre Grant - Ladysmith	52,872					52,872				52,872				52,872		52,872
Cowichan Sportsplex - Area A	16,304					16,304				16,304				16,304		16,304
Cowichan Sportsplex - Area C	15,572					15,572				15,572				15,572		15,572
Cowichan Sportsplex - Area D	9,656					9,656				9,656				9,656		9,656
Cowichan Sportsplex - Area E	11,650					11,650				11,650				11,650		11,650
Recreation Mill Bay	10,000					10,000				10,000				10,000		10,000
Recreation Glenora	8,454					8,454				8,454				8,454		8,454
Recreation Saltair	82,272					82,272				82,272	36,272			46,000		82,272
Victim Services West	12,500					12,500				12,500				12,500		12,500

**Cowichan Valley Regional District
Five Year Financial Plan (2018-2022)**

(Year 2020)

SCHEDULE "B"

FUNCTION:	Funding Sources						Transfer from/(to)				Expenditures					
	Tax	Parcel	Fees &	Other	Proceeds of	Total	Special	Surplus of	Total	Total	Principal & Interest			Other	Deficit	Total
	Requisition	Taxes	Charges	Revenue	Borrowing	Funding	Funds	Prior Year	Transfers	Revenue	Short Term	Long Term	Capital	Purposes	prior year	Expenditures
Cowichan Lake Activity Centre	55,105					55,105			-	55,105				55,105		55,105
Victim Services	80,000					80,000			-	80,000				80,000		80,000
Recreation N. Oyster	96,363					96,363			-	96,363				96,363		96,363
Cowichan Aquatic Centre - Area E	27,953					27,953			-	27,953				27,953		27,953
Cowichan Wooden Boat Society	13,600					13,600			-	13,600				13,600		13,600
Shawnigan Lake Community Centre	760,335		525,700	120,000		1,406,035			-	1,406,035	98,065		75,000	1,232,970		1,406,035
Cobble Hill Historical Society	15,000					15,000			-	15,000				15,000		15,000
Cobble Hill Hall	18,000					18,000			-	18,000				18,000		18,000
Shawnigan Lake Historical Society	17,015					17,015			-	17,015				17,015		17,015
Cowichan Station Area Association Area	21,524					21,524			-	21,524				21,524		21,524
Frank Jameson Centre	40,000					40,000			-	40,000				40,000		40,000
Senior Centre Grant	17,506					17,506			-	17,506				17,506		17,506
Kaatza Society	30,000					30,000			-	30,000				30,000		30,000
Mill Bay/Malahat Historical Society	10,000					10,000			-	10,000				10,000		10,000
Cowichan Station Association Area B	5,000					5,000			-	5,000				5,000		5,000
Cowichan Aquatic Centre - Area F	5,011					5,011			-	5,011				5,011		5,011
Cowichan Aquatic Centre - Area I	5,011					5,011			-	5,011				5,011		5,011
Shawnigan Basin Society	50,000					50,000			-	50,000				50,000		50,000
Nature and Habitat - Area I					200	200			-	200				200		200
Thetis Island Wharf		9,000				9,000			-	9,000				9,000		9,000
Thetis Island Boat Launch		1,000				1,000			-	1,000				1,000		1,000
Cowichan Lake Water Protection				800		800			-	800				800		800
Safer Futures	27,575					27,575			-	27,575				27,575		27,575
Social Planning	50,983					50,983			-	50,983				50,983		50,983
South Cowichan Community Policing	60,019					60,019			-	60,019				60,019		60,019
Cowichan Community Policing	125,375					125,375			-	125,375				125,375		125,375
Cowichan Valley Hospice Society	61,000					61,000			-	61,000				61,000		61,000
Engineering Services - Administration				260,000		260,000			-	260,000				260,000		260,000
Engineering Services - Utilities				-	2,460,000	2,460,000			-	2,460,000	54,739		50,000	2,355,261		2,460,000
Thetis Island Solid Waste & Recycling		22,213				22,213			-	22,213				22,213		22,213
Curbside Collection			1,121,296	493,400		1,614,696	(120,000)	(120,000)	-	1,494,696		144,820		1,349,876		1,494,696
Solid Waste Complex	4,520,900		2,541,000	-		7,061,900	(36,300)	(36,300)	-	7,025,600	244,075	257,514		6,524,011		7,025,600
Cowichan Flood Management	150,000					150,000			-	150,000				150,000		150,000
South Cowichan Water Study Plan	75,000					75,000			-	75,000				75,000		75,000
Liquid Waste Plan Central Sector	-					-			-	-				-		-
Liquid Waste Plan South Sector	-					-			-	-				-		-
Street Lighting - Mesachie	6,750					6,750			-	6,750				6,750		6,750
Street Lighting - Youbou		34,000				34,000			-	34,000				34,000		34,000
Street Lighting - Brentwood			250	50		300			-	300				300		300
Street Lighting - Cowichan Bay	5,600					5,600			-	5,600				5,600		5,600
Street Lighting - Honeymoon Bay	30,000					30,000			-	30,000				30,000		30,000
Street Lighting - Mill Bay			2,450	100		2,550			-	2,550				2,550		2,550
Street Lighting - Cobble Hill		2,200				2,200			-	2,200				2,200		2,200
Critical Street Lighting A	2,650					2,650			-	2,650				2,650		2,650
Critical Street Lighting B	1,300					1,300			-	1,300				1,300		1,300
Critical Street Lighting C	3,300					3,300			-	3,300				3,300		3,300
Critical Street Lighting D	900					900			-	900				900		900
Critical Street Lighting E	5,100					5,100			-	5,100				5,100		5,100
Critical Street Lighting I	1,340					1,340			-	1,340				1,340		1,340
Asset Management									-							
Street Lighting - Wilmot Road	4,450					4,450			-	4,450				4,450		4,450
Street Lighting - Sentinel Ridge	3,700					3,700			-	3,700				3,700		3,700
Street Lighting - Twin Cedars	4,200					4,200			-	4,200				4,200		4,200
Street Lighting - Arbutus Mountain	4,200					4,200			-	4,200				4,200		4,200
Mill Springs Street Lighting	13,000					13,000			-	13,000				13,000		13,000

**Cowichan Valley Regional District
Five Year Financial Plan (2018-2022)**

(Year 2020)

SCHEDULE "B"

FUNCTION:	Funding Sources					Transfer from/(to)					Expenditures					
	Tax Requisition	Parcel Taxes	Fees & Charges	Other Revenue	Proceeds of Borrowing	Total Funding	Special Funds	Surplus of Prior Year	Total Transfers	Total Revenue	Principal & Interest Short Term	Long Term	Capital	Other Purposes	Deficit prior year	Total Expenditures
Satellite Park Water		49,960	34,000			83,960	-		-	83,960		11,981		71,979		83,960
Douglas Hill Water		51,200	51,000		-	102,200				102,200		11,337	-	90,863		102,200
Lambourn Water		43,000	94,000	-		137,000				137,000	-	7,088	-	129,912		137,000
Arbutus Mountain Water		55,000	50,000			105,000				105,000			-	105,000		105,000
Fern Ridge Water		20,000	16,000		45,000	81,000	5,000		5,000	86,000		3,000		83,000		86,000
Bald Mountain Water System		52,520	27,000			79,520	(7,000)		(7,000)	72,520				72,520		72,520
Dogwood Ridge Water System		28,000	26,819			54,819				54,819		5,312		49,507		54,819
Arbutus Ridge Water System			292,700			292,700	(5,000)		(5,000)	287,700		6,608		281,092		287,700
Carlton Water System		30,000	16,000			46,000				46,000		5,665		40,335		46,000
Shellwood Water System		25,000	23,100			48,100				48,100		5,216		42,884		48,100
Woodley Range Water System		29,444	-			29,444				29,444		-		29,444		29,444
Burnum Water System		46,570	43,000			89,570				89,570		22,526		67,044		89,570
Mesachie Lake Water		33,000	23,000			56,000	(3,000)		(3,000)	53,000				53,000		53,000
Saltair Water		490,000	192,000			682,000				682,000			300,000	382,000		682,000
Central Youbou Water Debt		36,850				36,850				36,850		36,850		-		36,850
Youbou Water		177,858	85,000			262,858				262,858	5,358	8,506	50,000	198,994		262,858
Honeymoon Bay Water		62,212	72,000			134,212	(5,000)		(5,000)	129,212		-		129,212		129,212
Honeymoon Bay (Sutton Cr.) Water Debt		2,623				2,623				2,623		2,623		-		2,623
Honeymoon Bay Water (Well 2) Debt		25,744				25,744				25,744				25,744		25,744
Cherry Point Water		28,000	14,000			42,000	(2,000)		(2,000)	40,000			-	40,000		40,000
Shawnigan Lake North Water		281,025	293,159			574,184				574,184		257,000		317,184		574,184
Shawnigan Weir				1,000		1,000				1,000				1,000		1,000
Kerry Village Water		22,600	44,000			66,600				66,600				66,600		66,600
Wilmot Road Drainage	7,000					7,000				7,000				7,000		7,000
Sentinel Ridge Drainage	5,000					5,000				5,000				5,000		5,000
Shawnigan Lake East Drainage	2,100					2,100				2,100				2,100		2,100
Arbutus Mountain Drainage	4,500					4,500				4,500				4,500		4,500
Lanes Road Drainage	3,800					3,800				3,800				3,800		3,800
Bald Mountian Drainage System	4,400					4,400				4,400				4,400		4,400
Cobble Hill Drainage System	-					-				-				-		-
Arbutus Ridge Drainage System	20,000					20,000				20,000				20,000		20,000
Shawnigan Creek Cleanout System	14,000					14,000				14,000				14,000		14,000
Cowichan Bay Sewer		233,500	300,000			533,500	195,413		195,413	728,913		44,673	1,690,000	(1,005,760)		728,913
Brulett Sewer System		24,000	24,976	-	-	48,976				48,976		1,976		47,000		48,976
Sentinel Ridge Sewer		52,950	80,000			132,950				132,950				132,950		132,950
Twin Cedars Sewer		55,000	34,500			89,500				89,500				89,500		89,500
Lambourn Sewer		39,000	86,459	-		125,459				125,459		10,632		114,827		125,459
Arbutus Mountain Sewer		95,000	55,000			150,000				150,000				150,000		150,000
Cobble Hill Sewer		35,000	30,600			65,600	(3,000)		(3,000)	62,600				62,600		62,600
Mesachie Lake Sewer		37,000	17,354	-		54,354				54,354		16,940		37,414		54,354
Bald Mountian Sewer System		53,500	24,000			77,500	(2,000)		(2,000)	75,500				75,500		75,500
Mill Springs Sewer System		109,600	85,000			194,600	(2,000)		(2,000)	192,600				192,600		192,600
Arbutus Ridge Sewer System			422,755			422,755	(5,000)		(5,000)	417,755		143,284		274,471		417,755
Eagle Heights Sewer			262,000	28,000		290,000	164,453		164,453	454,453				454,453		454,453
Maple Hills Sewer		30,000	18,000			48,000	(2,000)		(2,000)	46,000				46,000		46,000
Shawnigan Lake Sewer		160,000	161,100	1,000		322,100	(10,000)		(10,000)	312,100		5,252	20,000	286,848		312,100
Kerry Village Sewer		28,000	75,000			103,000	(3,000)		(3,000)	100,000		6,287		93,713		100,000
Youbou Sewer System		40,000	16,000			56,000	10,000		10,000	66,000			20,000	46,000		66,000
Elkington Water System		-	41,000			41,000				41,000				41,000		41,000
Elkington Forest Sewer System		-	61,000			61,000				61,000				61,000		61,000
TOTALS	40,045,838	2,651,569	11,651,442	9,978,996	3,505,000	67,832,845	(584,960)	-	(584,960)	67,247,885	2,114,401	5,280,324	6,775,151	53,078,009	-	67,247,885

**Cowichan Valley Regional District
Five Year Financial Plan (2018-2022)**

(Year 2021)

SCHEDULE "B"

FUNCTION:	Funding Sources						Transfer from/(to)				Expenditures					
	Tax Requisition	Parcel Taxes	Fees & Charges	Other Revenue	Proceeds of Borrowing	Total Funding	Special Funds	Surplus of Prior Year	Total Transfers	Total Revenue	Principal & Interest Short Term	Long Term	Capital	Other Purposes	Deficit prior year	Total Expenditures
General Government	2,482,500			228,500		2,711,000			-	2,711,000			35,000	2,676,000		2,711,000
Community Health Network						-			-	-				-		-
V. I. Regional Library	1,999,973					1,999,973			-	1,999,973				1,999,973		1,999,973
Homelessness						-			-	-				-		-
H.R. / I.T. / M.I.A./G.I.S.				2,299,538		2,299,538			-	2,299,538	32,855			2,266,683		2,299,538
Malahat Transit	444,976		387,273	11,500		843,749			-	843,749		68,109		775,640		843,749
Transit	2,605,516		638,275	114,000		3,357,791			-	3,357,791				3,357,791		3,357,791
911	1,040,821			-		1,040,821	(50,000)		(50,000)	990,821			-	990,821		990,821
Grants-in-Aid	141,000					141,000			-	141,000				141,000		141,000
Economic Development	496,000			50,000		546,000			-	546,000				546,000		546,000
Regional Tourism	120,000			-		120,000			-	120,000				120,000		120,000
Electoral Feasibility Studies	20,000			-		20,000			-	20,000				20,000		20,000
Environmental Initiatives	620,000			310,000		930,000			-	930,000				930,000		930,000
Municipalities - M.F.A. Debt				3,232,354		3,232,354			-	3,232,354		3,232,354		-		3,232,354
Parks, Recreation, Culture & Facilities				517,522		517,522			-	517,522				517,522		517,522
Administration Building				826,474		826,474			-	826,474	52,916	154,753		618,805		826,474
Emergency Planning	809,494		28,404	-		837,898	(15,000)		(15,000)	822,898				822,898		822,898
Community Parks	1,685,119		4,000	22,536		1,711,655	-		-	1,711,655			324,000	1,387,655		1,711,655
Electoral Area Services	945,643					945,643			-	945,643				945,643		945,643
Parks & Trails	890,792					890,792			-	890,792	13,392			877,400		890,792
Regional Parks	1,026,075					1,026,075			-	1,026,075				1,026,075		1,026,075
Bright Angel Park	65,500		5,000			70,500			-	70,500				70,500		70,500
South Cowichan Community Parks	62,500					62,500			-	62,500				62,500		62,500
Kinsol Trestle	105,000					105,000			-	105,000			400,000	(295,000)		105,000
Regional Parkland Acquisition	865,000					865,000	(122,673)		(122,673)	742,327	742,327			-		742,327
Animal Control	58,526			-		58,526			-	58,526				58,526		58,526
Enforcement & Inspection	581,700			650,000		1,231,700			-	1,231,700				1,231,700		1,231,700
Community Planning	2,464,519			-		2,464,519			-	2,464,519				2,464,519		2,464,519
North Oyster Fire Protection	457,985		94,633			552,618	(104,313)		(104,313)	448,305	168,764		-	279,541		448,305
Mesachie Lake Fire Protection	50,000			6,000		56,000	(1,300)		(1,300)	54,700				54,700		54,700
Lake Cowichan Fire Protection	298,300					298,300			-	298,300				298,300		298,300
Saltair Fire Protection	198,917					198,917			-	198,917				198,917		198,917
Sahtlam Fire Protection	244,907			1,935		246,842	-		-	246,842			50,000	196,842		246,842
Malahat Fire Protection	189,312		52,621			241,933			-	241,933		21,582		220,351		241,933
Eagle Heights Fire Protection	211,829					211,829	-		-	211,829				211,829		211,829
Honeymoon Bay Fire Protection	192,257					192,257	(15,000)		(15,000)	177,257				177,257		177,257
Youbou Fire Protection	185,992					185,992	-		-	185,992				185,992		185,992
Arts and Culture	162,500					162,500			-	162,500				162,500		162,500
Cowichan Lake Recreation	2,655,719		450,000	340,000		3,445,719	(50,000)		(50,000)	3,395,719	50,824	477,957	340,000	2,526,938		3,395,719
Kerry Park Recreation	3,002,348		850,000	-		3,852,348			-	3,852,348	263,221	92,212	515,000	2,981,915		3,852,348
Kerry Park Aquatic Service	100,000					100,000			-	100,000				100,000		100,000
Island Savings Centre	5,193,307		1,850,349	385,920		7,429,576	(468,000)		(468,000)	6,961,576		135,606	1,450,000	5,375,970		6,961,576
Island Savings Centre Theatre Loan	-					-			-	-				-		-
Theatre Grant - Area A	43,511					43,511			-	43,511				43,511		43,511
Theatre Grant - Area B	70,553					70,553			-	70,553				70,553		70,553
Theatre Grant - Area C	82,178					82,178			-	82,178				82,178		82,178
Theatre Grant N. Cowichan	142,233					142,233			-	142,233				142,233		142,233
Theatre Grant - Ladysmith	53,929					53,929			-	53,929				53,929		53,929
Cowichan Sportsplex - Area A	16,630					16,630		-	-	16,630				16,630		16,630
Cowichan Sportsplex - Area C	15,883					15,883		-	-	15,883				15,883		15,883
Cowichan Sportsplex - Area D	9,849					9,849		-	-	9,849				9,849		9,849
Cowichan Sportsplex - Area E	11,883					11,883		-	-	11,883				11,883		11,883
Recreation Mill Bay	10,000					10,000			-	10,000				10,000		10,000
Recreation Glenora	8,454					8,454			-	8,454				8,454		8,454
Recreation Saltair	82,272					82,272			-	82,272				82,272		82,272
Victim Services West	12,500					12,500			-	12,500				12,500		12,500

**Cowichan Valley Regional District
Five Year Financial Plan (2018-2022)**

(Year 2021)

SCHEDULE "B"

FUNCTION:	Funding Sources						Transfer from/(to)				Expenditures					
	Tax Requisition	Parcel Taxes	Fees & Charges	Other Revenue	Proceeds of Borrowing	Total Funding	Special Funds	Surplus of Prior Year	Total Transfers	Total Revenue	Principal & Interest Short Term	Long Term	Capital	Other Purposes	Deficit prior year	Total Expenditures
Cowichan Lake Activity Centre	55,105					55,105			-	55,105				55,105		55,105
Victim Services	80,000					80,000			-	80,000				80,000		80,000
Recreation N. Oyster	98,290					98,290			-	98,290				98,290		98,290
Cowichan Aquatic Centre - Area E	28,512					28,512			-	28,512				28,512		28,512
Cowichan Wooden Boat Society	13,600					13,600			-	13,600				13,600		13,600
Shawnigan Lake Community Centre	788,365		530,000	75,000		1,393,365		-	-	1,393,365	98,065		50,000	1,245,300		1,393,365
Cobble Hill Historical Society	15,000					15,000			-	15,000				15,000		15,000
Cobble Hill Hall	18,000					18,000			-	18,000				18,000		18,000
Shawnigan Lake Historical Society	17,015					17,015			-	17,015				17,015		17,015
Cowichan Station Area Association Area E	21,524					21,524			-	21,524				21,524		21,524
Frank Jameson Centre	40,000					40,000			-	40,000				40,000		40,000
Senior Centre Grant	17,506					17,506			-	17,506				17,506		17,506
Kaatza Society	30,000					30,000			-	30,000				30,000		30,000
Mill Bay/Malahat Historical Society	10,000					10,000			-	10,000				10,000		10,000
Cowichan Station Association Area B	5,000					5,000			-	5,000				5,000		5,000
Cowichan Aquatic Centre - Area F	5,111					5,111		-	-	5,111				5,111		5,111
Cowichan Aquatic Centre - Area I	5,111					5,111		-	-	5,111				5,111		5,111
Shawnigan Basin Society	50,000					50,000			-	50,000				50,000		50,000
Nature and Habitat - Area I				200		200			-	200				200		200
Thetis Island Wharf		9,000				9,000			-	9,000				9,000		9,000
Thetis Island Boat Launch		1,000				1,000			-	1,000				1,000		1,000
Cowichan Lake Water Protection				800		800			-	800				800		800
Safer Futures	27,575					27,575			-	27,575				27,575		27,575
Social Planning	50,983					50,983			-	50,983				50,983		50,983
South Cowichan Community Policing	60,019					60,019			-	60,019				60,019		60,019
Cowichan Community Policing	125,375					125,375			-	125,375				125,375		125,375
Cowichan Valley Hospice Society	61,000					61,000		-	-	61,000				61,000		61,000
Engineering Services - Administration				265,000		265,000			-	265,000			-	265,000		265,000
Engineering Services - Utilities				-	2,522,000	2,522,000			-	2,522,000	62,000		60,000	2,400,000		2,522,000
Thetis Island Solid Waste & Recycling		22,213				22,213			-	22,213				22,213		22,213
Curbside Collection			1,107,458	493,400		1,600,858	(120,000)		(120,000)	1,480,858		144,820		1,336,038		1,480,858
Solid Waste Complex	4,520,900		2,541,000	-		7,061,900	(136,300)		(136,300)	6,925,600	219,357	232,451		6,473,792		6,925,600
Cowichan Flood Management	150,000					150,000			-	150,000				150,000		150,000
South Cowichan Water Study Plan	75,000					75,000			-	75,000				75,000		75,000
Liquid Waste Plan Central Sector	-					-			-	-				-		-
Liquid Waste Plan South Sector						-			-	-				-		-
Street Lighting - Mesachie	7,000					7,000			-	7,000				7,000		7,000
Street Lighting - Youbou		35,000				35,000			-	35,000				35,000		35,000
Street Lighting - Brentwood			260	50		310			-	310				310		310
Street Lighting - Cowichan Bay	5,800					5,800			-	5,800				5,800		5,800
Street Lighting - Honeymoon Bay	32,000					32,000			-	32,000				32,000		32,000
Street Lighting - Mill Bay			2,500	100		2,600			-	2,600				2,600		2,600
Street Lighting - Cobble Hill		2,250				2,250			-	2,250				2,250		2,250
Critical Street Lighting A	2,725					2,725			-	2,725				2,725		2,725
Critical Street Lighting B	1,350					1,350			-	1,350				1,350		1,350
Critical Street Lighting C	3,400					3,400			-	3,400				3,400		3,400
Critical Street Lighting D	950					950			-	950				950		950
Critical Street Lighting E	5,250					5,250			-	5,250				5,250		5,250
Critical Street Lighting I	1,380					1,380			-	1,380				1,380		1,380
Asset Management																
Street Lighting - Wilmot Road	4,500					4,500			-	4,500				4,500		4,500
Street Lighting - Sentinel Ridge	3,800					3,800			-	3,800				3,800		3,800
Street Lighting - Twin Cedars	4,200					4,200			-	4,200				4,200		4,200
Street Lighting - Arbutus Mountain	4,300					4,300			-	4,300				4,300		4,300
Mill Springs Street Lighting	13,000					13,000			-	13,000				13,000		13,000
Satellite Park Water		49,960	35,000			84,960		-	-	84,960		11,981		72,979		84,960

**Cowichan Valley Regional District
Five Year Financial Plan (2018-2022)**

(Year 2021)

SCHEDULE "B"

FUNCTION:	Funding Sources						Transfer from/(to)				Expenditures					
	Tax Requisition	Parcel Taxes	Fees & Charges	Other Revenue	Proceeds of Borrowing	Total Funding	Special Funds	Surplus of Prior Year	Total Transfers	Total Revenue	Principal & Interest Short Term	Long Term	Capital	Other Purposes	Deficit prior year	Total Expenditures
Douglas Hill Water		51,200	52,000			103,200	-		-	103,200		11,337		91,863		103,200
Lambourn Water		43,000	95,000			138,000	-		-	138,000	-	7,088		130,912		138,000
Arbutus Mountain Water		110,000	52,000		110,000	272,000			-	272,000		-	160,000	112,000		272,000
Fern Ridge Water		22,700	16,000		-	38,700	-		-	38,700		3,000	-	35,700		38,700
Bald Mountain Water System		52,520	30,000			82,520	(10,000)		(10,000)	72,520				72,520		72,520
Dogwood Ridge Water System		28,850	26,819			55,669			-	55,669		5,312		50,357		55,669
Arbutus Ridge Water System			300,000			300,000			-	300,000		6,608		293,392		300,000
Carlton Water System		31,000	16,000			47,000			-	47,000		5,665		41,335		47,000
Shellwood Water System		25,000	23,500			48,500			-	48,500		5,216		43,284		48,500
Woodley Range Water System		29,444	-			29,444			-	29,444		-		29,444		29,444
Burnum Water System		46,570	44,000			90,570	-		-	90,570		22,526		68,044		90,570
Mesachie Lake Water		33,000	23,000			56,000	(3,000)		(3,000)	53,000				53,000		53,000
Saltair Water		490,000	193,000			683,000	-		-	683,000			300,000	383,000		683,000
Central Youbou Water Debt		36,850				36,850			-	36,850		36,850		-		36,850
Youbou Water		178,504	85,000			263,504	(50,000)		(50,000)	213,504	5,358	8,506	-	199,640		213,504
Honeymoon Bay Water		62,212	73,000			135,212	(5,000)		(5,000)	130,212	-	-		130,212		130,212
Honeymoon Bay (Sutton Cr.) Water Debt		2,623				2,623			-	2,623		2,623		-		2,623
Honeymoon Bay Water (Well 2) Debt		25,744				25,744			-	25,744				25,744		25,744
Cherry Point Water		29,600	14,000			43,600	(3,000)		(3,000)	40,600			-	40,600		40,600
Shawnigan Lake North Water		281,025	286,600			567,625			-	567,625		257,000		310,625		567,625
Shawnigan Weir				1,000		1,000			-	1,000				1,000		1,000
Kerry Village Water		22,600	44,000			66,600			-	66,600				66,600		66,600
Wilmot Road Drainage	8,000					8,000			-	8,000				8,000		8,000
Sentinel Ridge Drainage	6,000					6,000			-	6,000				6,000		6,000
Shawnigan Lake East Drainage	2,100					2,100			-	2,100				2,100		2,100
Arbutus Mountain Drainage	5,000					5,000			-	5,000				5,000		5,000
Lanes Road Drainage	3,800					3,800			-	3,800				3,800		3,800
Bald Mountian Drainage System	5,000					5,000			-	5,000				5,000		5,000
Cobble Hill Drainage System	-					-			-	-				-		-
Arbutus Ridge Drainage System	20,000					20,000			-	20,000				20,000		20,000
Shawnigan Creek Cleanout System	14,000					14,000			-	14,000				14,000		14,000
Cowichan Bay Sewer		233,500	300,000			533,500	(4,587)		(4,587)	528,913		132,787	30,000	366,126		528,913
Brulett Sewer System		25,000	24,926	-	-	49,926			-	49,926		1,976	-	47,950		49,926
Sentinel Ridge Sewer		52,950	80,000			132,950	-		-	132,950			-	132,950		132,950
Twin Cedars Sewer		62,320	35,000			97,320	-		-	97,320				97,320		97,320
Lambourn Sewer		39,000	87,959			126,959	-		-	126,959		10,632		116,327		126,959
Arbutus Mountain Sewer		96,000	55,000			151,000	-		-	151,000				151,000		151,000
Cobble Hill Sewer		46,710	32,000			78,710	(5,000)		(5,000)	73,710		-		73,710		73,710
Mesachie Lake Sewer		37,000	17,354			54,354	-		-	54,354		16,940		37,414		54,354
Bald Mountian Sewer System		55,000	25,000			80,000	(5,000)		(5,000)	75,000			-	75,000		75,000
Mill Springs Sewer System		112,329	85,000			197,329	(3,000)		(3,000)	194,329			-	194,329		194,329
Arbutus Ridge Sewer System			422,755			422,755	(5,000)		(5,000)	417,755		143,284		274,471		417,755
Eagle Heights Sewer			300,000			300,000	144,453		144,453	444,453				444,453		444,453
Maple Hills Sewer		30,000	20,000			50,000	(4,000)		(4,000)	46,000				46,000		46,000
Shawnigan Lake Sewer		160,000	165,000			325,000	(10,000)		(10,000)	315,000		4,131	20,000	290,869		315,000
Kerry Village Sewer		31,100	75,000	4,000		110,100	-		-	110,100		-	-	103,813		110,100
Youbou Sewer System		41,000	16,000			57,000	-		-	57,000		-	-	57,000		57,000
Elkington Water System		-	70,000			70,000			-	70,000				70,000		70,000
Elkington Forest Sewer System		-	79,000			79,000			-	79,000				79,000		79,000
TOTALS	39,756,448	2,743,774	11,840,686	9,835,829	2,632,000	66,808,738	(1,045,720)	-	(1,045,720)	65,763,018	1,709,079	5,259,593	3,734,000	55,060,346	-	65,763,018

**Cowichan Valley Regional District
Five Year Financial Plan (2018-2022)**

(Year 2022)

SCHEDULE "B"

FUNCTION:	Funding Sources					Transfer from/(to)				Expenditures						
	Tax Requisition	Parcel Taxes	Fees & Charges	Other Revenue	Proceeds of Borrowing	Total Funding	Special Funds	Surplus of Prior Year	Total Transfers	Total Revenue	Principal & Interest Short Term	Long Term	Capital	Other Purposes	Deficit prior year	Total Expenditures
General Government	2,490,500			228,500		2,719,000			-	2,719,000			-	2,719,000		2,719,000
Community Health Network						-			-	-				-		-
V. I. Regional Library	2,039,972					2,039,972			-	2,039,972				2,039,972		2,039,972
Homelessness						-			-	-				-		-
H.R. / I.T. / M.I.A./G.I.S.				2,351,261		2,351,261	12,000		12,000	2,363,261	32,855			2,330,406		2,363,261
Malahat Transit	459,989		387,273	12,000		859,262			-	859,262		68,109		791,153		859,262
Transit	2,725,842		642,775	116,000		3,484,617			-	3,484,617		-		3,484,617		3,484,617
911	1,051,227			-		1,051,227	(50,000)		(50,000)	1,001,227			-	1,001,227		1,001,227
Grants-in-Aid	-					-			-	-				-		-
Economic Development	506,000			50,000		556,000			-	556,000				556,000		556,000
Regional Tourism	120,000			-		120,000			-	120,000				120,000		120,000
Electoral Feasibility Studies	20,000			-		20,000			-	20,000				20,000		20,000
Environmental Initiatives	630,000			310,000		940,000			-	940,000				940,000		940,000
Municipalities - M.F.A. Debt				3,222,354		3,222,354			-	3,222,354		3,222,354		-		3,222,354
Parks, Recreation, Culture & Facilities				527,873		527,873			-	527,873				527,873		527,873
Administration Building				832,486		832,486			-	832,486	52,916	149,888		629,682		832,486
Emergency Planning	817,589		28,688	-		846,277	(20,000)		(20,000)	826,277				826,277		826,277
Community Parks	1,689,119		4,000	22,536		1,715,655	-		-	1,715,655			312,000	1,403,655		1,715,655
Electoral Area Services	1,059,555					1,059,555			-	1,059,555				1,059,555		1,059,555
Parks & Trails	895,511					895,511			-	895,511	10,511			885,000		895,511
Regional Parks	1,023,951					1,023,951			-	1,023,951			50,000	973,951		1,023,951
Bright Angel Park	65,500		5,000			70,500			-	70,500			-	70,500		70,500
South Cowichan Community Parks	62,500					62,500			-	62,500				62,500		62,500
Kinsol Trestle	105,000					105,000			-	105,000			-	105,000		105,000
Regional Parkland Acquisition	865,000					865,000	(122,673)		(122,673)	742,327	742,327			-		742,327
Animal Control	59,697			-		59,697			-	59,697				59,697		59,697
Enforcement & Inspection	581,701			650,000		1,231,701			-	1,231,701				1,231,701		1,231,701
Community Planning	2,488,309			-		2,488,309			-	2,488,309				2,488,309		2,488,309
North Oyster Fire Protection	462,557		94,633			557,190	(106,089)		(106,089)	451,101	168,764		-	282,337		451,101
Mesachie Lake Fire Protection	50,000			6,000		56,000	(1,300)		(1,300)	54,700				54,700		54,700
Lake Cowichan Fire Protection	304,266					304,266			-	304,266				304,266		304,266
Saltair Fire Protection	202,895					202,895			-	202,895				202,895		202,895
Sahtlam Fire Protection	244,907			1,935		246,842	-		-	246,842		-	50,000	196,842		246,842
Malahat Fire Protection	189,312		52,621			241,933			-	241,933		21,582		220,351		241,933
Eagle Heights Fire Protection	216,065					216,065	-		-	216,065				216,065		216,065
Honeymoon Bay Fire Protection	194,180					194,180	-		-	194,180				194,180		194,180
Youbou Fire Protection	185,992					185,992	-		-	185,992				185,992		185,992
Arts and Culture	162,500					162,500			-	162,500				162,500		162,500
Cowichan Lake Recreation	2,606,252		450,000	150,000		3,206,252	(50,000)		(50,000)	3,156,252		477,957	150,000	2,528,295		3,156,252
Kerry Park Recreation	2,907,888		855,000	-		3,762,888			-	3,762,888	263,221	92,212	18,000	3,389,455		3,762,888
Kerry Park Aquatic Service	100,000					100,000			-	100,000				100,000		100,000
Island Savings Centre	5,221,449		1,882,565	385,920		7,489,934	(468,000)		(468,000)	7,021,934		135,606	1,385,000	5,501,328		7,021,934
Island Savings Centre Theatre Loan	-					-			-	-				-		-
Theatre Grant - Area A	43,512					43,512			-	43,512				43,512		43,512
Theatre Grant - Area B	71,964					71,964			-	71,964				71,964		71,964
Theatre Grant - Area C	83,822					83,822			-	83,822				83,822		83,822
Theatre Grant N. Cowichan	145,078					145,078			-	145,078				145,078		145,078
Theatre Grant - Ladysmith	55,008					55,008			-	55,008				55,008		55,008
Cowichan Sportsplex - Area A	16,963					16,963		-	-	16,963				16,963		16,963
Cowichan Sportsplex - Area C	16,200					16,200		-	-	16,200				16,200		16,200
Cowichan Sportsplex - Area D	10,046					10,046		-	-	10,046				10,046		10,046
Cowichan Sportsplex - Area E	12,121					12,121		-	-	12,121				12,121		12,121
Recreation Mill Bay	10,000					10,000			-	10,000				10,000		10,000
Recreation Glenora	8,454					8,454			-	8,454				8,454		8,454
Recreation Saltair	82,272					82,272			-	82,272				82,272		82,272
Victim Services West	12,500					12,500			-	12,500				12,500		12,500

**Cowichan Valley Regional District
Five Year Financial Plan (2018-2022)**

(Year 2022)

SCHEDULE "B"

FUNCTION:	Funding Sources						Transfer from/(to)				Expenditures					
	Tax Requisition	Parcel Taxes	Fees & Charges	Other Revenue	Proceeds of Borrowing	Total Funding	Special Funds	Surplus of Prior Year	Total Transfers	Total Revenue	Principal & Interest Short Term	Long Term	Capital	Other Purposes	Deficit prior year	Total Expenditures
Cowichan Lake Activity Centre	55,105					55,105			-	55,105				55,105		55,105
Victim Services	80,000					80,000			-	80,000				80,000		80,000
Recreation N. Oyster	100,256					100,256			-	100,256				100,256		100,256
Cowichan Aquatic Centre - Area E	29,083					29,083			-	29,083				29,083		29,083
Cowichan Wooden Boat Society	13,600					13,600			-	13,600				13,600		13,600
Shawnigan Lake Community Centre	796,825		535,000	24,000		1,355,825		-	-	1,355,825	98,065		-	1,257,760		1,355,825
Cobble Hill Historical Society	15,000					15,000			-	15,000				15,000		15,000
Cobble Hill Hall	18,000					18,000			-	18,000				18,000		18,000
Shawnigan Lake Historical Society	17,015					17,015			-	17,015				17,015		17,015
Cowichan Station Area Association Area E	21,524					21,524			-	21,524				21,524		21,524
Frank Jameson Centre	40,000					40,000			-	40,000				40,000		40,000
Senior Centre Grant	17,506					17,506			-	17,506				17,506		17,506
Kaatza Society	30,000					30,000			-	30,000				30,000		30,000
Mill Bay/Malahat Historical Society	10,000					10,000			-	10,000				10,000		10,000
Cowichan Station Association Area B	5,000					5,000			-	5,000				5,000		5,000
Cowichan Aquatic Centre - Area F	5,213					5,213		-	-	5,213				5,213		5,213
Cowichan Aquatic Centre - Area I	5,213					5,213		-	-	5,213				5,213		5,213
Shawnigan Basin Society	50,000					50,000			-	50,000				50,000		50,000
Nature and Habitat - Area I				200		200			-	200				200		200
Thetis Island Wharf		9,000				9,000			-	9,000				9,000		9,000
Thetis Island Boat Launch		1,000				1,000			-	1,000				1,000		1,000
Cowichan Lake Water Protection				800		800			-	800				800		800
Safer Futures	27,575					27,575			-	27,575				27,575		27,575
Social Planning	50,983					50,983			-	50,983				50,983		50,983
South Cowichan Community Policing	60,019					60,019			-	60,019				60,019		60,019
Cowichan Community Policing	125,375					125,375			-	125,375				125,375		125,375
Cowichan Valley Hospice Society	61,000					61,000		-	-	61,000				61,000		61,000
Engineering Services - Administration				315,000		315,000			-	315,000			50,000	265,000		315,000
Engineering Services - Utilities				-	2,535,000	2,535,000			-	2,535,000	45,000		60,000	2,430,000		2,535,000
Thetis Island Solid Waste & Recycling		22,213				22,213			-	22,213				22,213		22,213
Curbside Collection			1,094,284	493,400		1,587,684	(120,000)	(120,000)	-	1,467,684		144,820		1,322,864		1,467,684
Solid Waste Complex	4,520,900		2,541,000	-		7,061,900	(136,300)	(136,300)	-	6,925,600	219,357	232,451		6,473,792		6,925,600
Cowichan Flood Management	150,000					150,000			-	150,000				150,000		150,000
South Cowichan Water Study Plan	75,000					75,000			-	75,000				75,000		75,000
Liquid Waste Plan Central Sector	-					-			-	-				-		-
Liquid Waste Plan South Sector						-			-	-				-		-
Street Lighting - Mesachie	7,250					7,250			-	7,250				7,250		7,250
Street Lighting - Youbou		36,000				36,000			-	36,000				36,000		36,000
Street Lighting - Brentwood			270	50		320			-	320				320		320
Street Lighting - Cowichan Bay	6,000					6,000			-	6,000				6,000		6,000
Street Lighting - Honeymoon Bay	34,000					34,000			-	34,000				34,000		34,000
Street Lighting - Mill Bay			2,500	100		2,600			-	2,600				2,600		2,600
Street Lighting - Cobble Hill		2,300				2,300			-	2,300				2,300		2,300
Critical Street Lighting A	2,800					2,800			-	2,800				2,800		2,800
Critical Street Lighting B	1,400					1,400			-	1,400				1,400		1,400
Critical Street Lighting C	3,500					3,500			-	3,500				3,500		3,500
Critical Street Lighting D	950					950			-	950				950		950
Critical Street Lighting E	5,400					5,400			-	5,400				5,400		5,400
Critical Street Lighting I	1,420					1,420			-	1,420				1,420		1,420
Asset Management									-							
Street Lighting - Wilmot Road	4,500					4,500			-	4,500				4,500		4,500
Street Lighting - Sentinel Ridge	3,900					3,900			-	3,900				3,900		3,900
Street Lighting - Twin Cedars	4,300					4,300			-	4,300				4,300		4,300
Street Lighting - Arbutus Mountain	4,300					4,300			-	4,300				4,300		4,300
Mill Springs Street Lighting	14,000					14,000			-	14,000				14,000		14,000
Satellite Park Water		52,000	36,000			88,000		-	-	88,000		11,981		76,019		88,000

**Cowichan Valley Regional District
Five Year Financial Plan (2018-2022)**

(Year 2022)

SCHEDULE "B"

FUNCTION:	Funding Sources						Transfer from/(to)			Expenditures						
	Tax Requisition	Parcel Taxes	Fees & Charges	Other Revenue	Proceeds of Borrowing	Total Funding	Special Funds	Surplus of Prior Year	Total Transfers	Total Revenue	Principal & Interest Short Term	Long Term	Capital	Other Purposes	Deficit prior year	Total Expenditures
Douglas Hill Water		51,200	52,000			103,200	-		-	103,200		11,337		91,863		103,200
Lambourn Water		44,000	95,000			139,000	-		-	139,000	-	7,088		131,912		139,000
Arbutus Mountain Water		112,410	52,000		-	164,410			-	164,410		8,000	-	156,410		164,410
Fern Ridge Water		22,700	16,000		-	38,700			-	38,700		3,000	-	35,700		38,700
Bald Mountain Water System		52,250	30,000			82,250	(10,000)		(10,000)	72,250				72,250		72,250
Dogwood Ridge Water System		28,850	26,819			55,669			-	55,669		5,312		50,357		55,669
Arbutus Ridge Water System			300,000			300,000			-	300,000		6,608		293,392		300,000
Carlton Water System		31,000	16,000			47,000			-	47,000		5,665		41,335		47,000
Shellwood Water System		25,000	23,500			48,500			-	48,500		5,216		43,284		48,500
Woodley Range Water System		29,444	30,000			59,444			-	59,444		-		59,444		59,444
Burnum Water System		48,000	44,000			92,000			-	92,000		22,526		69,474		92,000
Mesachie Lake Water		33,000	23,000			56,000	(3,000)		(3,000)	53,000				53,000		53,000
Saltair Water		490,000	194,000			684,000	100,000		100,000	784,000			400,000	384,000		784,000
Central Youbou Water Debt		36,850				36,850			-	36,850		36,850		-		36,850
Youbou Water		178,504	85,000			263,504			-	263,504	5,358	8,506	50,000	199,640		263,504
Honeymoon Bay Water		63,000	74,000			137,000	(6,000)		(6,000)	131,000		-	-	131,000		131,000
Honeymoon Bay (Sutton Cr.) Water Debt		2,623				2,623			-	2,623		2,623		-		2,623
Honeymoon Bay Water (Well 2) Debt		25,744				25,744			-	25,744				25,744		25,744
Cherry Point Water		29,600	14,000			43,600	(3,000)		(3,000)	40,600			-	40,600		40,600
Shawnigan Lake North Water		281,025	286,600			567,625			-	567,625		257,000		310,625		567,625
Shawnigan Weir				1,000		1,000			-	1,000				1,000		1,000
Kerry Village Water		22,600	44,000			66,600			-	66,600				66,600		66,600
Wilmot Road Drainage	8,000					8,000			-	8,000				8,000		8,000
Sentinel Ridge Drainage	6,000					6,000			-	6,000				6,000		6,000
Shawnigan Lake East Drainage	2,150					2,150			-	2,150				2,150		2,150
Arbutus Mountain Drainage	5,000					5,000			-	5,000				5,000		5,000
Lanes Road Drainage	3,800					3,800			-	3,800				3,800		3,800
Bald Mountian Drainage System	5,000					5,000			-	5,000				5,000		5,000
Cobble Hill Drainage System	-					-			-	-				-		-
Arbutus Ridge Drainage System	25,000					25,000			-	25,000				25,000		25,000
Shawnigan Creek Cleanout System	14,000					14,000			-	14,000				14,000		14,000
Cowichan Bay Sewer		240,000	300,000			540,000	(4,587)		(4,587)	535,413		132,787	70,000	332,626		535,413
Brulett Sewer System		25,000	24,926	-	-	49,926			-	49,926		1,976	-	47,950		49,926
Sentinel Ridge Sewer		52,950	82,000			134,950			-	134,950			-	134,950		134,950
Twin Cedars Sewer		62,320	36,000			98,320			-	98,320				98,320		98,320
Lambourn Sewer		40,000	87,959			127,959			-	127,959		10,632		117,327		127,959
Arbutus Mountain Sewer		96,000	55,000			151,000			-	151,000				151,000		151,000
Cobble Hill Sewer		57,710	42,000			99,710			-	99,710		21,000		78,710		99,710
Mesachie Lake Sewer		38,000	17,354			55,354			-	55,354		16,940		38,414		55,354
Bald Mountian Sewer System		55,000	25,000			80,000	(5,000)		(5,000)	75,000			-	75,000		75,000
Mill Springs Sewer System		112,329	85,000			197,329	(3,000)		(3,000)	194,329			-	194,329		194,329
Arbutus Ridge Sewer System			422,755			422,755	(5,000)		(5,000)	417,755		143,284		274,471		417,755
Eagle Heights Sewer			350,000			350,000	124,453		124,453	474,453				474,453		474,453
Maple Hills Sewer		38,950	18,000			56,950			-	56,950				56,950		56,950
Shawnigan Lake Sewer		160,000	165,000			325,000	(20,000)		(20,000)	305,000		-	20,000	285,000		305,000
Kerry Village Sewer		31,100	80,000	4,000		115,100			-	115,100		-	-	108,813		115,100
Youbou Sewer System		42,000	16,000			58,000			-	58,000		-	-	58,000		58,000
Elkington Water System		-	-			-			-	-				-		-
Elkington Forest Sewer System		-	-			-			-	-				-		-
TOTALS	39,916,028	2,781,672	11,824,522	9,705,415	2,535,000	66,762,637	(897,496)	-	(897,496)	65,865,141	1,638,374	5,269,597	2,615,000	56,342,170	-	65,865,141



COWICHAN VALLEY REGIONAL DISTRICT

BYLAW No. 4189

A Bylaw to Amend the Boundaries of the Twin Cedars Sewer System Service Area

WHEREAS the Board of the Cowichan Valley Regional District established the *Twin Cedars Sewer System Service Area* under the provisions of Bylaw No. 2871, cited as "CVRD Bylaw No. 2871 – Twin Cedars Sewer System Service Establishment Bylaw, 2006", as amended;

AND WHEREAS the Board of the Cowichan Valley Regional District wishes to extend the boundaries of the service area to include the following property:

- PID: 006-913-920, Lot 9, Block 33, Section 12, Range 5, Shawnigan District, VIP 1809;

AND WHEREAS the owners of the above noted property have petitioned the Regional District to have their property included in the service area;

AND WHEREAS the Director of Electoral Area C – Cobble Hill has consented, in writing, to the adoption of this bylaw;

NOW THEREFORE the Board of the Cowichan Valley Regional District, in open meeting assembled, enacts as follows:

1. **CITATION**

This bylaw may be cited for all purposes as "**CVRD Bylaw No. 4189 – Twin Cedars Sewer System Service Amendment (Boundary Extension – PID: 006-913-920) Bylaw, 2018**".

2. **AMENDMENT**

That Bylaw No. 2871 be amended by deleting the existing Schedule A and replacing it with the Schedule A attached to this bylaw.

READ A FIRST TIME this _____ day of _____, 2018.

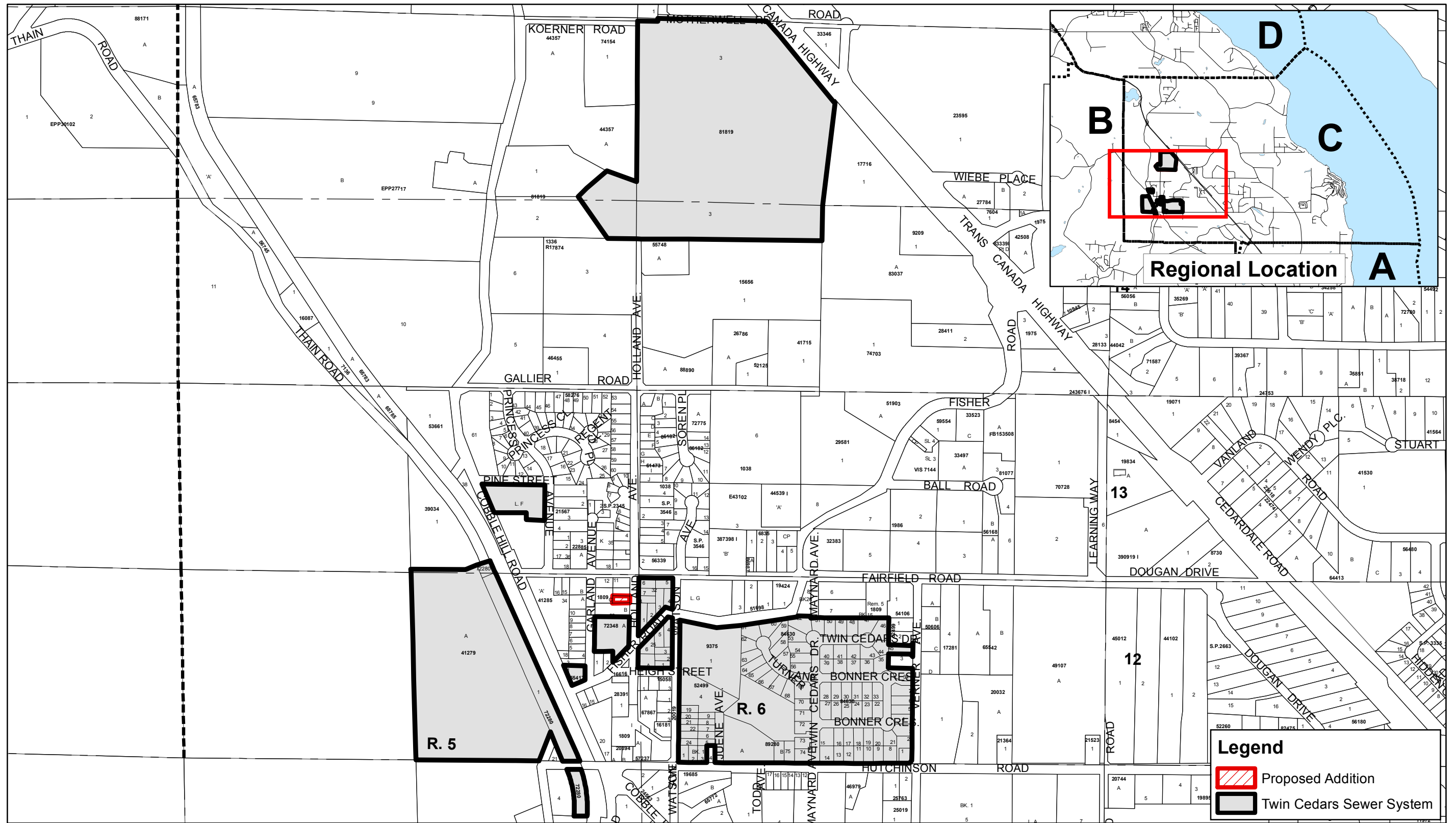
READ A SECOND TIME this _____ day of _____, 2018.

READ A THIRD TIME this _____ day of _____, 2018.

ADOPTED this _____ day of _____, 2018.

Chairperson

Corporate Secretary





COWICHAN VALLEY REGIONAL DISTRICT

BYLAW No. 4190

A Bylaw to Amend the Boundaries of the Cowichan Bay Sewer System Service Area

WHEREAS the Board of the Cowichan Valley Regional District established the *Cowichan Bay Sewer System Service Area* under the provisions of Bylaw No. 2128, cited as "CVRD Bylaw No. 2128 – Cowichan Bay Sewer System Service Establishment Bylaw, 2000", as amended;

AND WHEREAS the Board of the Cowichan Valley Regional District wishes to extend the boundary of the sewer service area to include the following property:

- PID 000-313-335, Lot 2, Section 5, Range 5, Cowichan District, Plan 34963;

AND WHEREAS the owners of the above noted property have petitioned the Regional District to have their property included in the service area;

AND WHEREAS the Director of Electoral Area D – Cowichan Bay has consented, in writing, to the adoption of this bylaw;

NOW THEREFORE the Board of the Cowichan Valley Regional District, in open meeting assembled, enacts as follows:

1. **CITATION**

This bylaw may be cited for all purposes as "**CVRD Bylaw No. 4190 – Cowichan Bay Sewer System Service Amendment Bylaw (PID: 000-313-335), 2018**".

2. **AMENDMENT**

That CVRD Bylaw No. 2128 be amended by deleting the existing Schedule A and replacing it with Schedule A attached to this bylaw.

READ A FIRST TIME this _____ day of _____, 2018.

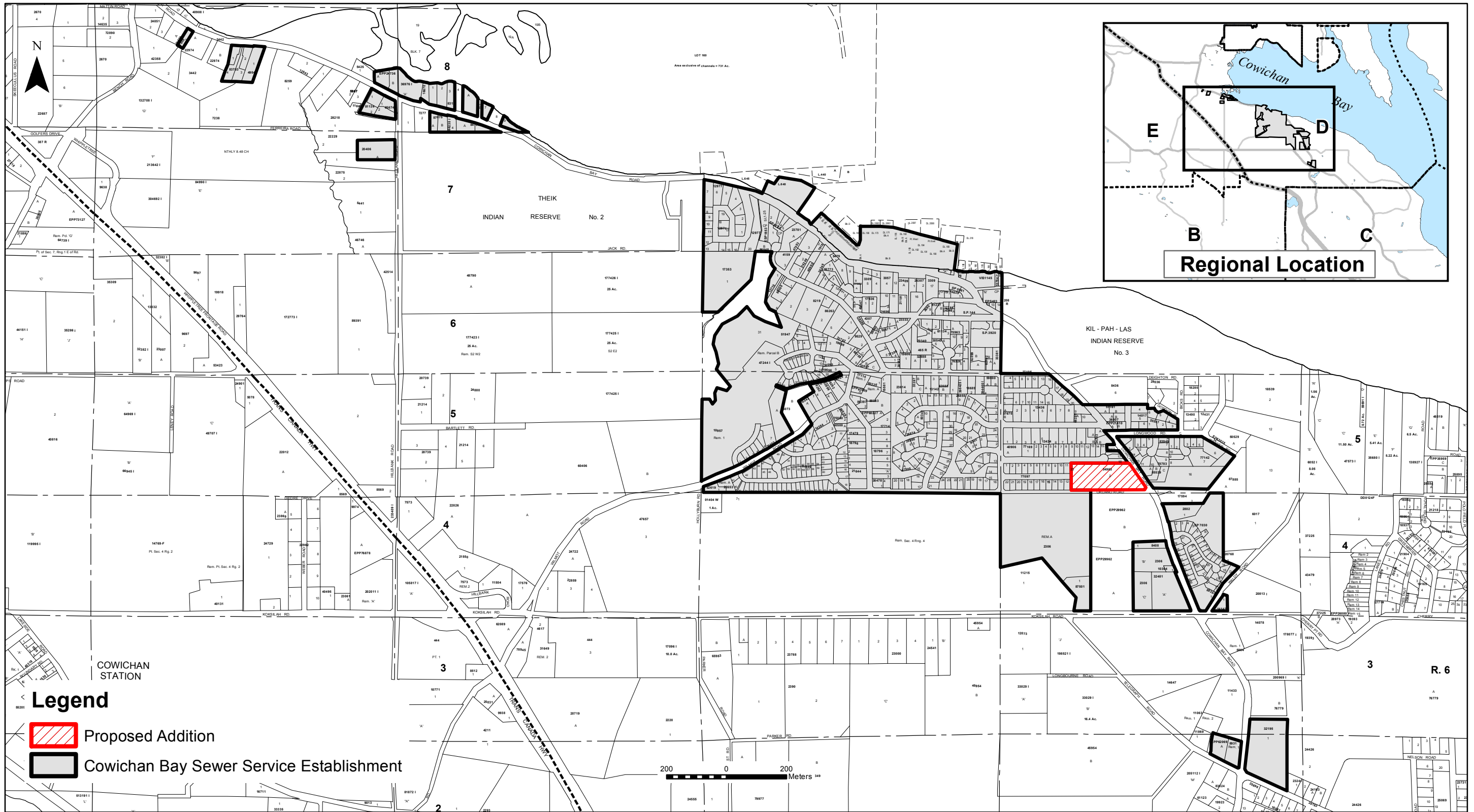
READ A SECOND TIME this _____ day of _____, 2018.

READ A THIRD TIME this _____ day of _____, 2018.

ADOPTED this _____ day of _____, 2018.

Chairperson

Corporate Secretary



Schedule A to CVRD Bylaw No. 2128 – Cowichan Bay Sewer System Service Establishment Bylaw, 2000. As amended by Bylaw No. 4190.

Adopted _____, 2018.



COWICHAN VALLEY REGIONAL DISTRICT

BYLAW No. 4200

A Bylaw Authorizing the Expenditure of Funds from the *Honeymoon Bay Volunteer Fire Protection Capital Reserve Fund* Established Pursuant to CVRD Bylaw No. 1897

WHEREAS as of December 31, 2017, there is an unappropriated balance in the *Honeymoon Bay Fire Protection Local Service Area Capital Reserve Fund* of One Hundred Forty-Two Thousand Five Hundred and Seventy-Three Dollars (\$142,573) that has been calculated as follows:

BALANCE in Reserve Fund as at December 31, 2016:	\$140,999
ADD: Additions to the fund; Including interest earned for the current year to date.	<u>\$1,547</u>
DEDUCT: Commitments outstanding under bylaws previously adopted.	NIL
UNCOMMITTED BALANCE In Reserve Fund as at December 31, 2017:	<u>\$142,573.</u>

AND WHEREAS it is deemed desirable and expedient to expend not more than Fifteen Thousand Dollars (\$15,000) of the said balance for the purpose of purchasing a generator for the Honeymoon Bay Volunteer Fire Department;

NOW THEREFORE the Board of Directors of the Cowichan Valley Regional District, in open meeting assembled, enacts as follows:

1. **CITATION**

This bylaw may be cited for all purposes as "**CVRD Bylaw No. 4200 – Honeymoon Bay Fire Protection Local Service Area Capital Reserve Fund Expenditure (Generator – \$15,000) Bylaw, 2018**".

2. **SUM TO BE APPROPRIATED**

- a) An amount not exceeding the sum of Fifteen Thousand Dollars (\$15,000) is hereby appropriated from the *Honeymoon Bay Fire Protection Local Service Area Capital Reserve Fund* for the purpose of purchasing a generator for the Honeymoon Bay Volunteer Fire Department.

- b) The expenditure to be carried out by the monies hereby appropriated shall be more particularly specified by Board Resolution 17-495 adopted November 29, 2017.

3. SUMS REMAINING

Should any of the said sum of Fifteen Thousand Dollars (\$15,000), remain unexpended after the expenditures hereby authorized have been made, the unexpended balance shall be returned to the credit of the said Reserve Fund.

READ A FIRST TIME this _____ day of _____, 2018.

READ A SECOND TIME this _____ day of _____, 2018.

READ A THIRD TIME this _____ day of _____, 2018.

ADOPTED this _____ day of _____, 2018.

Chairperson

Corporate Secretary