



COMMUNITY SAFETY ADVISORY COMMISSION MEETING AGENDA

THURSDAY, AUGUST 3, 2017
BOARD ROOM
175 INGRAM STREET, DUNCAN, BC

8:30 AM

| | <u>PAGE</u> |
|--|-------------|
| 1. <u>ELECTION</u> | |
| Recommendation Nominations for Chair | |
| 2. <u>APPROVAL OF AGENDA</u> | |
| 3. <u>ADOPTION OF MINUTES</u> | |
| M1 Regular Community Safety Advisory Commission meeting of June 1, 2017 | 1 |
| Recommendation That the minutes of the Regular Community Safety Advisory Commission meeting of June 1, 2017 be adopted | |
| 4. <u>BUSINESS ARISING FROM THE MINUTES</u> | |
| 5. <u>DELEGATIONS</u> | 3 |
| Recommendation David MacLeod, Representing The Homeless of Duncan BC Re: To Address the Growing Amount of Used Syringes and Safe Drop Boxes in Duncan | |
| 6. <u>CORRESPONDENCE</u> | |
| 7. <u>INFORMATION</u> | |
| IN1 Update from the Manager, Public Safety Division Re: CSAC Membership | |
| Recommendation For Information | |
| IN2 Update from the Manager, Public Safety Division Re: CSAC Youth Engagement Team | 5 |
| Recommendation For Information | |

- IN3 Report from Inspector R. Carfantan, RCMP Re: North Cowichan/Duncan Detachment Mayor's Report 7

Recommendation For Information

8. REPORTS

- R1 Report from T. Dame, Program Supervisor/Manager, Safer Futures Re: Updated Barefoot in the Park Toolkit 23

Recommendation For Information

- R2 Report from T. Dame Supervisor/Manager, Safer Futures Re: Follow up on North Cowichan and City of Duncan Liquor Store Concerns 39

Recommendation For Information

9. UNFINISHED BUSINESS

10. NEW BUSINESS

11. QUESTION PERIOD

12. CLOSED SESSION

Motion that the meeting be closed to the public in accordance with the *Community Charter* Part 4, Division 3, Section 90, subsections as noted in accordance with each agenda item.

13. ADJOURNMENT

The next Community Safety Advisory Commission Meeting will be held Thursday, September 7, 2017 at 8:30 AM, in the Board Room, 175 Ingram Street, Duncan, BC.

Commission Members

| | |
|---|--------------------------------------|
| Vacant, Chairperson | Councillor T. Duncan, City of Duncan |
| C. Rolls, Community Policing Advisory Society, Vice-Chairperson | Councillor C. Henderson, Ladysmith |
| Director S. Acton | Councillor K. Marsh, North Cowichan |
| E. Croft, SD # 79 | M. Staples, Social Planning Cowichan |
| Councillor A. Canute, Cowichan Tribes | J. Sterk, Public Member |
| J. Capps, Public Youth Member | L. Vaccher, Public Member |
| Inspector R. Carfantan, RCMP | L. Vomacka, Town of Lake Cowichan |
| Director M. Dorey | |

p

Minutes of the Community Safety Advisory Commission Meeting held on Thursday, June 1, 2017 in the Board Room, 175 Ingram Street, Duncan BC at 8:30 AM.

PRESENT: A/Chair, Manager, C. Rolls, Cowichan Community Policing Advisory Soci
Councillor C. Fradin, Town of Ladysmith
Councillor K. Marsh, District Municipality of North Cowichan
Alternate Councillor C. Austin, Town of Lake Cowichan
Councillor T. Duncan, City of Duncan
Executive Director M. Staples, Social Planning Cowichan
Director S. Acton
Inspector R. Carfantan, RCMP
Trustee, E. Croft, School District #79 <after 8:45>
Member of Public L. Vaccher
Public Youth Member, J. Capps

ALSO PRESENT: C. Villiers, Project Coordinator, Safer Futures
T. Dame, Program Supervisor/Manager, Safer Futures
C. Cowan, Manager, Public Safety
G. Erickson, Recording Secretary

ABSENT: Member of Public J. Sterk
Councillor A. Canute, Cowichan Tribes

ELECTION

1 Nominations for Chair

There were no nominations for the position of Chair. Elections to resume at the August 3, 2017 meeting.

APPROVAL OF AGENDA

It was moved and seconded that the agenda be amended with the addition of one new Information item and an amendment to Closed Session:

IN2 Verbal report from Public Safety Manager, Re: Chair resignation.

CS That the February 4, 2016 Community Safety Advisory Commission minutes be replaced with January 5, 2017 minutes; and

that the agenda, as amended, be approved.

MOTION CARRIED

ADOPTION OF MINUTES

M1 Regular Community Safety Advisory Commission meeting of May 4, 2017

It was moved and seconded that the minutes of the Regular Community Safety Advisory Commission meeting of May 4, 2017 be adopted.

MOTION CARRIED

DELEGATIONS

D1 Cindy Lise, Representative from Our Cowichan Communities Health Network Re: Opioid Crisis - Prevention and Community Response - Connecting the Dots

Cindy Lise provided an informative verbal presentation on the opioid crisis and answered several questions from the commission members.

INFORMATION

IN1 Organization Information Updates

Agencies provided their respective updates, including community events.

IN2 Verbal report from Public Safety Manager, Re: Chair resignation.

The Public Safety Manager reported on the recent resignation of M. Trickey. An advertisement has been placed in CVRD News to fill the Public Member position.

CLOSED SESSION

9:30 AM It was moved and seconded that the meeting be closed to the public in accordance with *Community Charter* Part 4, Division 3, Section 90 (1)(f) Law Enforcement; (1)(j) Information That is Prohibited; and the Closed Session Community Safety Advisory Commission minutes of January 5, 2017.

MOTION CARRIED

10:09 AM It was moved and seconded that the Commission rise without report, and return to the Open portion of the meeting.

MOTION CARRIED

ADJOURNMENT

10:09 AM It was moved and seconded that meeting be adjourned.

MOTION CARRIED

The meeting adjourned at 10:09 AM.

Chair

Recording Secretary

Dated: _____

Gail Erickson

From: noreply@civicplus.com
Sent: Wednesday, July 05, 2017 11:12 AM
To: Gail Erickson; Alana MacFarlane
Subject: Online Form Submittal: Community Safety Advisory Commission

Community Safety Advisory Commission

Request to Appear as a Delegation at the Community Safety Advisory Commission

Community Safety Advisory Commission meetings are held on the first Thursday of the month at 8:30 a.m.

Please Note: Contact information supplied by you and submitted with this form will become part of the public record and will be published in a meeting agenda that is posted online when this matter is before the Community Safety Advisory Commission. If you do not wish this contact information disclosed, please contact the FOI Coordinator at 250.746.2507 or 1.800.665.3955 to advise.

Meeting Date 7/4/2017

Contact Information

Contact Name David MacLeod

Representing The Homeless of Duncan BC / Facebook page

Number Attending 1

Address 3309- 3251 Cowichan Lake Road

City Duncan

Province British Columbia

Postal Code V9L 4B8

Telephone Number 250-746-3996

Reply Email davidmacleod75@yahoo.ca

Presentation Topic and Nature of Request I would like to address the commission on the growing amount of used syringes in Duncan, we ourselves have been doing clean up of the now 20 sites here in Duncan that need addressing. And ask the commission if there could be safe syringe drop boxes in some of the affected area's. I was told that the commission was meeting August fourth ? Is that correct ? Or is it the 3rd. of August ?

Do you have a No
PowerPoint presentation?

Email not displaying correctly? [View it in your browser.](#)

(CSAC) Youth Engagement Team
Community Safety Advisory Commission

Summary

The CSAC planning session held June 1, 2017, identified a need for the creation of youth representation on CSAC. It is recommended that the Commission Members put forward a motion to the CVRD Board expressing this desire, as it is crucial for CSAC to have a way to hear the voices of youth in the community. Having youth representation on CSAC will create unique solutions and meaningful opportunities for public participation and citizen engagement with specific issues in the CVRD.

Issue

- There is currently no youth representation at the local government level.
- There is no current plan to identify opportunities to get more youth involved in their local government and community.
- There are no local government opportunities for young people to get involved and act as young leaders in their community

Background

- The Youth Engagement Team would be comprised of four to eight youths, between the ages of 15 and 24 years old, and be appointed by the Board.
- The Youth Engagement Team roles would include researching and writing policy proposals on topics that impact youth in the community, advise the commission on youth matters, give youth the opportunity to experience regional district governance and report to CSAC at least once per year giving an update on the teams progress.

Rationale

Creating a platform for youth having a greater voice in the community and an ability to play a greater role in the regional districts direction is an infinite way to create more active and engaged citizens over time and can only serve to make our community a better place to live.

Recommendation

1. That it be recommended to the Board that a Youth Engagement Team consisting of four members be combined with the four public representatives of the Community Safety Advisory Commission be approved; and
2. That it be recommended to the Board that Bylaw No. 3622 - Community Safety Advisory Commission Establishment, 2012 be amended.

Next Steps

- Manager, Public Safety to discuss CSAC bylaw amendment with the Manager of Legislative Services as it pertains to membership to ensure a Youth Engagement Team can legally become a reality.
- CSAC puts forth a recommendation to the Board for a Youth Engagement Team membership in CSAC.



COWICHAN VALLEY REGIONAL DISTRICT

BYLAW No. 3961

A Bylaw to Amend Community Safety Advisory Commission Establishment Bylaw No. 3622

WHEREAS the Board of the Cowichan Valley Regional District has established a Community Safety Advisory Commission under the provisions of Bylaw No. 3622, cited as "CVRD Bylaw No. 3622 – Community Safety Advisory Commission Establishment Bylaw, 2012";

AND WHEREAS the Board wishes to make changes to the membership composition of the Commission;

NOW THEREFORE the Board of the Cowichan Valley Regional District, in open meeting assembled, enacts as follows:

1. **CITATION**

This bylaw may be cited for all purposes as "**CVRD Bylaw No. 3961 – Community Safety Advisory Commission Amendment Bylaw, 2015**".

2. **AMENDMENTS**

1. Section 3 b) of Bylaw No. 3622 is hereby deleted and replaced with the following:

3 b) Three representatives from the following organizations:

- i) One representative from Social Planning Cowichan
- ii) One representative from Community Policing
- iii) One representative from the Royal Canadian Mounted Police

2. Section 3 c) of Bylaw No. 3622 is hereby deleted and replaced with the following:


3 c) Four public representatives including one person representing Youth (all selected at large following newspaper and online advertising).


READ A FIRST TIME this 12th day of November, 2015.

READ A SECOND TIME this 12th day of November, 2015.

READ A THIRD TIME this 12th day of November, 2015.

ADOPTED this 12th day of November, 2015.


Chairperson


Corporate Secretary



**North Cowichan/Duncan Detachment
Mayor's Report – ending June 30, 2017
Prepared for the Municipality of North Cowichan**



This reporting period encompasses the first 3 month period of the calendar year 2017; April, May and June. The intent of this report is to provide the Mayor and Council with a brief overview of policing operations as they pertain to the Municipality of North Cowichan in particular, and the Cowichan Valley in general.

Annual Performance Plan:

The North Cowichan/Duncan R.C.M.P. Detachment is guided by an Annual Performance Plan that addresses identified local policing priorities. These priorities are identified through consultation with elected officials, senior staff officers, the Community Policing Advisory Committee, Town Hall meetings and other groups, including Safe Youth Cowichan. As such, our 2017/18 plan is focused on the following local issues that were consistently identified as priorities throughout the valley:

- 1) Police/Community Relations – Visibility of Police (Foot/Bike/BarWalks /Hot Spots /School Zones)
- 2) Violence - Domestic Violence
- 3) Prolific Offender Management
- 4) Traffic Safety – Enhance Road Safety
- 5) Aboriginal Policing – Enhanced relationships with Aboriginal communities
- 6) Property Crime – Restorative Justice

This report constitutes the first quarter of the 2017/18 Annual Performance Plan (April, May and June), which follows the R.C.M.P. fiscal year of April 1st to March 31st.

Crime Statistics:

Within the following Municipality of North Cowichan statistics, we look for “trends” to guide our programs/responses and measure the impact we have in these areas across the Detachment. This is significant as trends indicate which crime reduction initiatives are best suited to target priority offenders. We continue to analyze and evaluate problem areas and problem individuals in an effort to target them for crime reduction initiatives via our general duty uniformed personnel and special teams.

On the following pages, you will find three tables illustrating response statistics. They reflect responses in the Municipality of North Cowichan, in the Detachment area overall, and the Calls for Service made to the Detachment’s dispatch during the second quarter of 2017, compared to the same quarter in 2016.

The pie chart that follows is an illustrative chart reflecting the priority level of the calls received at North Cowichan/Duncan Detachment for the current quarter. The second pie chart illustrates the entire Detachment’s file count from January to June of 2017. The chart shows the percentage share of files generated amongst the respective areas served by the North Cowichan/Duncan R.C.M.P. Detachment.

During the 2nd quarter of 2017, 5,384 calls for service were received, compared to 5,108 calls in the same quarter in 2016. This amounts to a 5% overall increase this quarter.



North Cowichan / Duncan RCMP-GRC

Quarterly Report: North Cowichan

Compiled: 2017-07-04 by L. Paras, North Cowichan/Duncan Detachment

| Crime Statistics for 2017.04.01 to 2017.06-30 - 2017 Quarter # 2 | | | | | | | | | | | |
|---|-----------------|-----------------|-----------------|-----------------|-------------|--------------|--------------------|-------------------|----------|--------------------|--------------------|
| | Jul to Sep 2016 | Oct to Dec 2016 | Jan to Mar 2017 | Apr to Jun 2017 | Range - Low | Range - High | YTD (Cal) Previous | YTD (Cal) Current | % Change | Clr. Rate Prev Qrt | Clr. Rate Curr Qrt |
| Crimes Against the Person | | | | | | | | | | | |
| Arson (1628,2110) | 3 | 1 | 2 | 4 | 0 | 3 | 3 | 6 | 100% | 0% | 0% |
| Assaults (1410,1430,1440,1460,1470,1480) | 54 | 45 | 37 | 40 | 42 | 56 | 102 | 77 | -25% | 92% | 58% |
| Robbery (1610) | 2 | 3 | 0 | 2 | 0 | 4 | 7 | 2 | -71% | N/A | 50% |
| Sex Offences (1310 to 1385) | 5 | 4 | 6 | 8 | 3 | 8 | 15 | 14 | -7% | 33% | 50% |
| Weapons Offences (1420,1450,1455,1457,3375,3310,3320,3330,3333) | 16 | 18 | 11 | 17 | 10 | 21 | 37 | 28 | -24% | 64% | 65% |
| Crimes Against Property | | | | | | | | | | | |
| B&E - Bus. (2120 - 1) | 18 | 16 | 13 | 14 | 11 | 20 | 31 | 27 | -13% | 0% | 14% |
| B&E - Res. (2120 - 2) | 27 | 33 | 30 | 26 | 20 | 34 | 58 | 56 | -3% | 23% | 15% |
| B&E - Oth. (2120 - 3) | 10 | 17 | 17 | 11 | 12 | 22 | 39 | 28 | -28% | 18% | 9% |
| Theft of Motor Vehicle (2135) | 13 | 15 | 21 | 8 | 9 | 17 | 28 | 29 | 4% | 5% | 13% |
| Theft from Vehicle (2132,2142) | 51 | 68 | 68 | 55 | 45 | 68 | 114 | 123 | 8% | 1% | 4% |
| Other Theft O/5000 (2130) | 3 | 1 | 0 | 5 | 0 | 3 | 4 | 5 | 25% | N/A | 0% |
| Other Theft U/5000 (2140) | 86 | 87 | 81 | 79 | 59 | 86 | 154 | 160 | 4% | 11% | 6% |
| Shoplifting (2133,2143) | 34 | 38 | 18 | 18 | 25 | 47 | 93 | 36 | -61% | 50% | 50% |
| Mischief to Property (2170) | 109 | 120 | 109 | 152 | 79 | 121 | 218 | 261 | 20% | 40% | 35% |
| Traffic Offences | | | | | | | | | | | |
| Non-Fatal Crashes Resulting in Injury (8130-2) | 15 | 22 | 18 | 19 | 16 | 29 | 41 | 37 | -10% | N/A | N/A |
| Crashes Resulting in Fatality (8130-1) | 1 | 0 | 1 | 0 | 0 | 1 | 0 | 1 | 100% | N/A | N/A |
| 24 hr. Susp. (8120-40, 50) * 24 Hr. Susp also present on Impaired Op. M/V (8120-41, 45) | 1 | 0 | 2 | 5 | 1 | 4 | 6 | 7 | 17% | N/A | N/A |
| Impaired Op MV / IRP (8230-2,3,30,9240-1,2, 9250-1, 8120-41,45) | 21 | 17 | 12 | 6 | 9 | 21 | 25 | 18 | -28% | N/A | N/A |
| Other Offences & Occurrences | | | | | | | | | | | |
| Cause Disturbance (3430) | 69 | 57 | 38 | 59 | 55 | 87 | 161 | 97 | -40% | 61% | 42% |
| Drug Possession (4110,4120,4130,4140,4150,4160) | 46 | 37 | 31 | 39 | 26 | 41 | 74 | 70 | -5% | 61% | 62% |
| Drug Trafficking (4210,4220,4230,4240,4250,4260) | 4 | 6 | 3 | 1 | 1 | 5 | 7 | 4 | -43% | 0% | 100% |
| Drug Production (4410,4420,4430,4440,4450,4460) | 7 | 1 | 1 | 0 | 0 | 4 | 7 | 1 | -86% | 0% | N/A |
| Breach of Peace (8350) | 49 | 33 | 47 | 42 | 32 | 73 | 97 | 89 | -8% | N/A | N/A |

If there is any discrepancy between the data shown within this report and the data released by E Division Headquarters, the latter shall prevail



North Cowichan / Duncan RCMP-GRC

Quarterly Report: North Cowichan / Duncan Detachment Area

Compiled: 2019-07-04 by L. Patis, North Cowichan/Duncan Detachment

| Crime Statistics for 2017.04.01 to 2017.06.30 - 2017 Quarter # 2 | | | | | | | | | | | |
|--|-----------------|-----------------|-----------------|-----------------|-------------|--------------|--------------------|-------------------|----------|--------------------|--------------------|
| | Jul to Sep 2016 | Oct to Dec 2016 | Jan to Mar 2017 | Apr to Jun 2017 | Range - Low | Range - High | YTD (Cal) Previous | YTD (Cal) Current | % Change | Clr. Rate Prev Qrt | Clr. Rate Curr Qrt |
| Crimes Against the Person | | | | | | | | | | | |
| Arson (1629,2110) | 4 | 2 | 3 | 5 | 2 | 5 | 8 | 8 | 0% | 0% | 0% |
| Assaults (1410,1430,1440,1460,1470,1480) | 117 | 79 | 92 | 78 | 82 | 112 | 190 | 170 | -11% | 77% | 67% |
| Robbery (1610) | 5 | 5 | 0 | 5 | 2 | 6 | 9 | 5 | -44% | N/A | 60% |
| Sex Offences (1310 to 1385) | 16 | 11 | 12 | 11 | 9 | 15 | 26 | 23 | -12% | 50% | 55% |
| Weapons Offences (1420,1450,1455,1457,3375,3310,3320,3330,3380) | 36 | 30 | 25 | 29 | 19 | 33 | 59 | 54 | -8% | 72% | 59% |
| Crimes Against Property | | | | | | | | | | | |
| B&E - Bus. (2120 - 1) | 44 | 46 | 37 | 31 | 24 | 49 | 92 | 68 | -26% | 11% | 6% |
| B&E - Res. (2120 - 2) | 39 | 45 | 50 | 43 | 31 | 51 | 92 | 93 | 1% | 22% | 16% |
| B&E - Oth. (2120 - 3) | 17 | 35 | 32 | 27 | 20 | 34 | 57 | 59 | 4% | 13% | 7% |
| Theft of Motor Vehicle (2135) | 23 | 24 | 31 | 20 | 16 | 28 | 44 | 51 | 16% | 3% | 20% |
| Theft from Vehicle (2132,2142) | 94 | 120 | 151 | 94 | 72 | 120 | 187 | 245 | 31% | 2% | 4% |
| Other Theft O/5000 (2130) | 5 | 1 | 2 | 6 | 1 | 5 | 7 | 8 | 14% | 0% | 0% |
| Other Theft U/5000 (2140) | 170 | 153 | 150 | 139 | 103 | 151 | 265 | 289 | 9% | 13% | 6% |
| Shoplifting (2133,2143) | 109 | 110 | 104 | 115 | 93 | 124 | 246 | 219 | -11% | 65% | 56% |
| Mischief to Property (2170) | 197 | 247 | 247 | 293 | 137 | 234 | 394 | 540 | 37% | 39% | 34% |
| Traffic Offences | | | | | | | | | | | |
| Non-Fatal Crashes Resulting in Injury (8130-2) | 37 | 44 | 36 | 39 | 35 | 50 | 76 | 75 | -1% | N/A | N/A |
| Crashes Resulting in Fatality (8130-1) | 1 | 0 | 1 | 0 | 0 | 1 | 0 | 1 | 100% | N/A | N/A |
| 24 hr. Susp. (8120-40, 50) * 24 Hr Susp also present on Impaired Op. MV files. | 4 | 0 | 2 | 6 | 2 | 7 | 11 | 8 | -27% | N/A | N/A |
| Impaired Op MV / IRP (9230-2,3,30,9240-1,2, 9250-1, 8120-41,45) | 33 | 29 | 20 | 23 | 21 | 34 | 55 | 43 | -22% | N/A | N/A |
| Other Offences & Occurrences | | | | | | | | | | | |
| Cause Disturbance (3430) | 133 | 121 | 89 | 135 | 114 | 175 | 276 | 224 | -19% | 56% | 44% |
| Drug Possession (4110,4120,4130,4140,4150,4160) | 89 | 62 | 53 | 80 | 49 | 75 | 123 | 133 | 8% | 64% | 70% |
| Drug Trafficking (4210,4220,4230,4240,4250,4260) | 4 | 8 | 7 | 4 | 3 | 8 | 12 | 11 | -8% | 0% | 50% |
| Drug Production (4410,4420,4430,4440,4450,4460) | 8 | 1 | 1 | 0 | 1 | 5 | 8 | 1 | -88% | 0% | N/A |
| Breach of Peace (8350) | 92 | 66 | 81 | 82 | 60 | 121 | 162 | 163 | 1% | N/A | N/A |

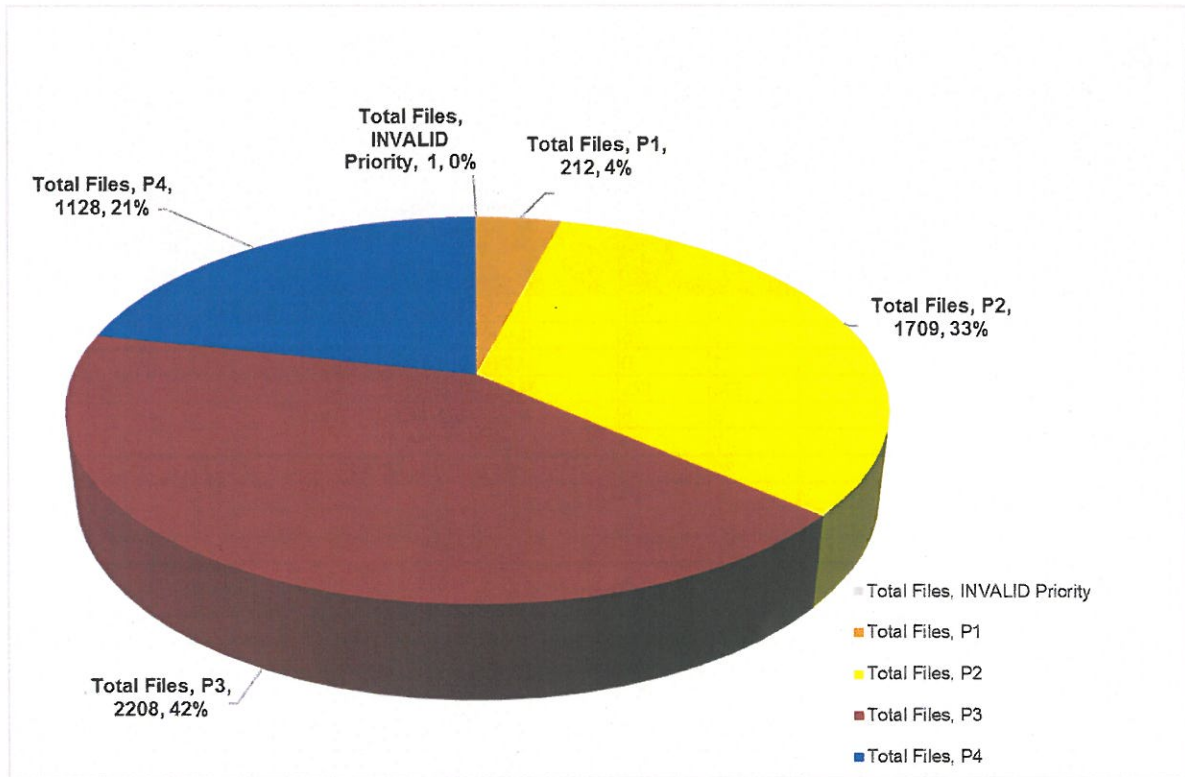
If there is any discrepancy between the data shown within this report and the data released by E Division Headquarters, the latter shall prevail.

Call types and the number of calls for service on this chart represent calls that were received through the Detachment's dispatchers and reflect the nature of the call as described by the caller. These call types are subject to change once the incident is investigated by an officer and the correct call type is determined.

| North Cowichan/Duncan Detachment Public Calls for Service by Initial Case Type April 1, 2017 to June 30, 2017 | | | | | |
|---|------------------------------------|------------------------------------|---|------------------------------------|------------------------------------|
| Public Calls for Service by Initial Case Type | 2016 2nd Quarter Calls for Service | 2017 2nd Quarter Calls for Service | Public Calls for Service by Initial Case Type | 2016 2nd Quarter Calls for Service | 2017 2nd Quarter Calls for Service |
| ABANDONED 911 | 190 | 191 | LIQUOR ACT/LICENSED PREMISES CHECK | 24 | 11 |
| ABANDONED VEHICLE | 35 | 35 | MAN DOWN | 21 | 41 |
| ABDUCTION | 1 | 0 | MARINE INCIDENT | 1 | 6 |
| ALARM | 184 | 171 | MISCHIEF | 125 | 148 |
| ALARM HOLD UP | 6 | 8 | MISCHIEF IN PROGRESS | 12 | 18 |
| ALARM SILENT | 7 | 3 | MISSING CHILD | 8 | 9 |
| ANIMAL | 39 | 34 | MISSING PERSON | 138 | 186 |
| ANNOYING CIRCUMSTANCES | 31 | 49 | MMI | 102 | 106 |
| ARSON | 2 | 0 | MMI HIT AND RUN | 24 | 32 |
| ASSAULT | 83 | 116 | MMI INJURY | 17 | 17 |
| ASSAULT IN PROGRESS | 8 | 9 | MMI POLICE VEHICLE | 1 | 0 |
| ASSAULT SEXUAL | 24 | 17 | NEXT OF KIN NOTIFICATION | 3 | 3 |
| ASSIST GENERAL PUBLIC | 152 | 115 | OTHER CRIMINAL CODE | 11 | 24 |
| ASSIST MENTAL HEALTH | 13 | 10 | OVERDOSE | 3 | 7 |
| ASSIST OTHER AGENCY | 145 | 105 | PANHANDLER | 14 | 20 |
| ASSIST POLICE/FIRE/AMBULANCE | 239 | 162 | PARKING | 1 | 4 |
| BOMB THREAT | 0 | 1 | POLICE - ANY CALL | 0 | 1 |
| BORDER RUNNER | 1 | 0 | PROPERTY | 298 | 286 |
| BREACH | 111 | 105 | PROWLER | 1 | 12 |
| BREAK AND ENTER | 93 | 78 | RECOVERED VEHICLE | 2 | 3 |
| BREAK AND ENTER IN PROGRESS | 19 | 25 | ROBBERY | 3 | 5 |
| BYLAW | 57 | 33 | ROBBERY IN PROGRESS | 0 | 1 |
| CHECK WELLBEING | 128 | 157 | SCREAM | 13 | 10 |
| COUNTERFEIT CURRENCY | 4 | 15 | SHOPLIFTER | 72 | 59 |
| DEMONSTRATION / PROTEST | 1 | 2 | SHOTS FIRED / HEARD | 10 | 19 |
| DISTURBANCE | 257 | 303 | SIPP/DIPP | 223 | 225 |
| DNA COLLECTION | 0 | 1 | SPECIAL ATTENTION / DETAIL / EVENT | 2 | 0 |
| DOMESTIC IN PROGRESS | 103 | 79 | STALKING | 7 | 0 |
| DOMESTIC REPORT | 22 | 14 | SUDDEN DEATH | 12 | 19 |
| DRUGS | 85 | 128 | SUICIDAL PERSON | 57 | 88 |
| EXPLOSIVES | 1 | 0 | SUSPICIOUS CIRCUMSTANCES | 166 | 153 |
| FIGHT | 49 | 33 | SUSPICIOUS PERSON | 168 | 144 |
| FIREARMS (FOR PICKUP / TRANSPORT) | 5 | 3 | SUSPICIOUS VEHICLE | 43 | 41 |
| FOUND PERSON | 1 | 1 | THEFT | 354 | 319 |
| FRAUD | 58 | 60 | THEFT IN PROGRESS | 12 | 22 |
| HARASSMENT | 60 | 73 | THEFT OF VEHICLE | 24 | 30 |
| HAZARDOUS SITUATION | 33 | 56 | THREATS | 79 | 97 |
| HOME INVASION | 2 | 2 | TRAFFIC INCIDENT | 376 | 382 |
| IMPAIRED | 115 | 136 | TRAFFIC SUSPENSION / 24 HR / 12 HR | 10 | 12 |
| INDECENT ACT | 8 | 5 | UNWANTED PERSON | 133 | 227 |
| INSECURE PREMISE OR VEHICLE | 25 | 17 | WARRANT | 18 | 29 |
| INTELLIGENCE INFORMATION | 11 | 24 | WEAPON | 19 | 20 |
| JUMPER | 0 | 1 | YOUTH | 6 | 8 |
| KEEP THE PEACE | 41 | 37 | | | |
| | | | TOTALS | 5062 | 5258 |

Note: If there is any discrepancy between the data shown within this report and the data released by E Division Headquarters, the latter shall prevail.

**North Cowichan/Duncan Detachment
Total Public Calls by Priority – 5,258 Calls
April 1, 2017 to June 30, 2017**



Priority 1 Calls = In progress crime or life/death matter – Dispatched immediately
 Priority 2 Calls = Urgent, but not in progress and not where life/death are imminent – Dispatched as soon as possible
 Priority 3 Calls = Police attendance or phone call required, not in progress and not life/death – Dispatched when officer is available
 Priority 4 Calls = Information file only, no follow up required – Dispatched when possible
 Invalid Priority Calls = Calls with no priority assigned
 Total Public Calls: 5,258

If there is any discrepancy between the data shown within this report and the data released by E Division Headquarters, the latter shall prevail.

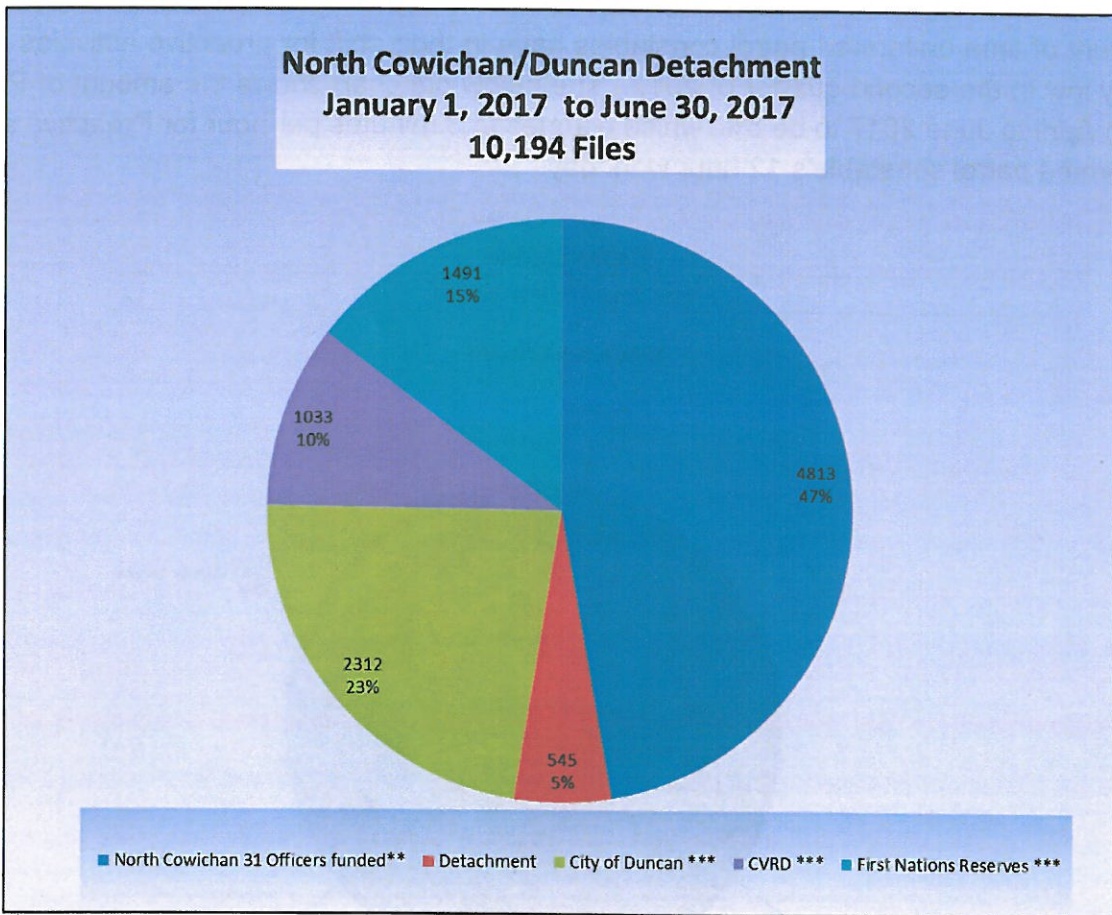
Below is the annual file count for the years 2012 through 2016. The Detachment has experienced a steady increase in the file load from 2012 to 2015, for total increase of 12% over that time period. A sharp increase of 15% occurred in the 2016 file load, which resulted in 2,700 additional files, when compared to 2015.

| | |
|------|--------------|
| 2012 | 15,565 files |
| 2013 | 15,741 files |
| 2014 | 16,343 files |
| 2015 | 17,498 files |
| 2016 | 20,207 files |

From January to June 2017, calls for service equalled 10,194 calls, compared with 9,643 calls in 2016. This constitutes close to a 6% increase in calls for service in the first six months of 2017.

Distribution of calls for service

The chart below illustrates where our calls for service have come from within our Detachment area. We have a total of 59 RCMP Officers working when we are at full strength. You can see below that in the first 6 months of 2017, approximately 47% of the calls we responded to were in the Municipality of North Cowichan. That 23% came from within the City of Duncan, 10% came from the Provincial area and 15% came from First Nations Lands. A small number, 5% originated from people coming to the office directly.



Footnotes:

** 3 Municipally funded officers are dedicated to traffic enforcement.
 *** Denotes areas funded Provincially

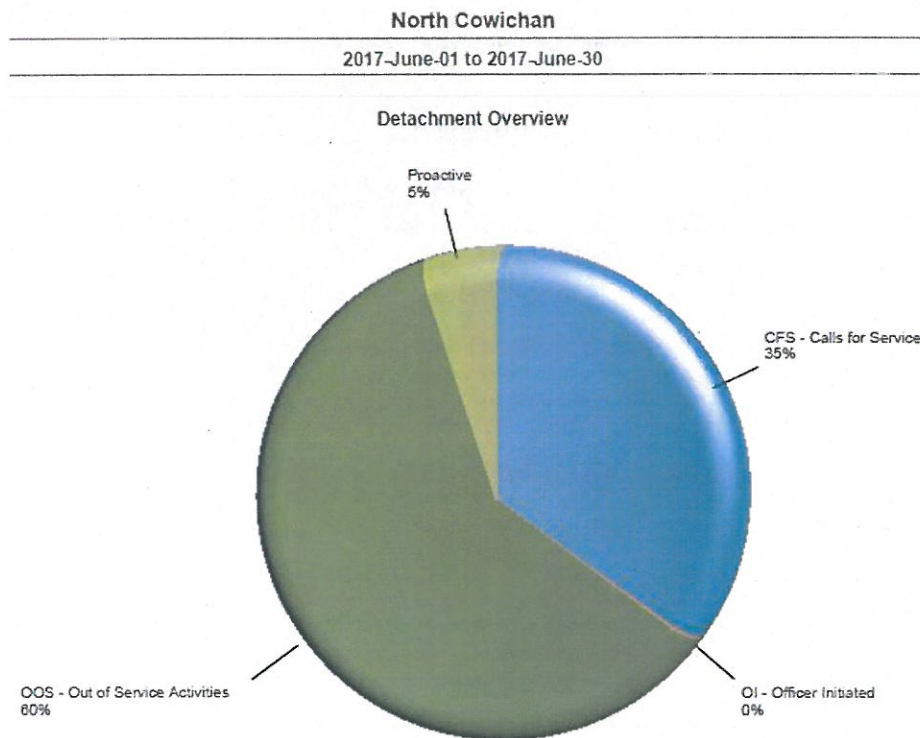
General Duty Staffing Analysis (GDSA)

A General Duty Staffing Analysis is continuing at North Cowichan/Duncan Detachment. We are the first detachment in Island District to undergo this process. The assessment process has been successfully utilized in Lower Mainland detachments for determining general duty (uniformed patrol) resource requirements and the deployment of those resources.

To achieve optimal response times for the types of calls for service, the assessment analyzes data from different components, and then calculates the number of resources needed to respond to the calls for service being received within an appropriate time. Detachment Managers will have the ability to evaluate both the minimum number of police resources required to respond to calls, as well as the optimal deployment (shift scheduling) of uniformed patrol resources on duty.

The graph below illustrates how the 12 hour shift of a uniformed patrol constable is broken down into different activities. The types of activities that comprise Calls for Service (CFS), Officer Initiated (OI), Out of Service (OOS), and Proactive time are defined in the table following the pie chart.

The amount of time uniformed patrol constables have in their shift for proactive activities remains extremely low in the second quarter of 2017. The below pie chart shows the amount of Proactive time from April to June 2017 to be 5%, which equates to 3 minutes per hour for Proactive activities in a uniformed patrol constable's 12 hour work day.



One percentage point is equivalent to 7.2 minutes. From April to June 2017, during each 12 hour shift, a uniformed patrol constable spent an average of 4 hours and 12 minutes on Calls for Service, 7 hours and 12 minutes on Out of Service Activities, leaving a total of 36 minutes for Proactive activities during their 12 hour shift.

| | | | | | | | | | | | | | | | | | | | | | | | | | |
|---|--|------------|--------------------|------------|-----------------------|------------|----------------------|---------------------------------------|---------------------|---------------|---|-----------------------|-------------------|-----------------|---------------------|--------------------|-------------------|-----------------------------------|---------------|-----------------------------|-------------|--------------|--------------------------|--|---|
| <i>CFS - Call for Service</i> | DP - Dispatched ER - Enroute IP - In Progress OS - On Scene PT - Prisoner Transport TR - Prisoner Transport OS / RW - Report Writing while On Scene while on a file. CU - Cover Unit while on a file | | | | | | | | | | | | | | | | | | | | | | | | |
| <i>OOS - Out of Service (formerly non-call for service)</i> | <table border="0"> <tr> <td>61 - Break</td> <td>NA - Not Available</td> </tr> <tr> <td>62 - Meals</td> <td>OC - On Call (Backup)</td> </tr> <tr> <td>CT - Court</td> <td>OT - Other Transport</td> </tr> <tr> <td>CU - Cover Unit (while not on a file)</td> <td>OV - Out of Vehicle</td> </tr> <tr> <td>CW - Car Wash</td> <td>RW - Report Writing (while not on a file)</td> </tr> <tr> <td>DS - Document Service</td> <td>SD - Special Duty</td> </tr> <tr> <td>DT - Detachment</td> <td>ST - Station Relief</td> </tr> <tr> <td>ES - Escort Duties</td> <td>SV - Surveillance</td> </tr> <tr> <td>HQ - Headquarters (Green Timbers)</td> <td>TN - Training</td> </tr> <tr> <td>IN - Followup Investigation</td> <td>TV - Travel</td> </tr> <tr> <td>MT - Meeting</td> <td>VM - Vehicle Maintenance</td> </tr> <tr> <td></td> <td>90 - Sign On - (Moved from Proactive Feb 01/16)</td> </tr> </table> | 61 - Break | NA - Not Available | 62 - Meals | OC - On Call (Backup) | CT - Court | OT - Other Transport | CU - Cover Unit (while not on a file) | OV - Out of Vehicle | CW - Car Wash | RW - Report Writing (while not on a file) | DS - Document Service | SD - Special Duty | DT - Detachment | ST - Station Relief | ES - Escort Duties | SV - Surveillance | HQ - Headquarters (Green Timbers) | TN - Training | IN - Followup Investigation | TV - Travel | MT - Meeting | VM - Vehicle Maintenance | | 90 - Sign On - (Moved from Proactive Feb 01/16) |
| 61 - Break | NA - Not Available | | | | | | | | | | | | | | | | | | | | | | | | |
| 62 - Meals | OC - On Call (Backup) | | | | | | | | | | | | | | | | | | | | | | | | |
| CT - Court | OT - Other Transport | | | | | | | | | | | | | | | | | | | | | | | | |
| CU - Cover Unit (while not on a file) | OV - Out of Vehicle | | | | | | | | | | | | | | | | | | | | | | | | |
| CW - Car Wash | RW - Report Writing (while not on a file) | | | | | | | | | | | | | | | | | | | | | | | | |
| DS - Document Service | SD - Special Duty | | | | | | | | | | | | | | | | | | | | | | | | |
| DT - Detachment | ST - Station Relief | | | | | | | | | | | | | | | | | | | | | | | | |
| ES - Escort Duties | SV - Surveillance | | | | | | | | | | | | | | | | | | | | | | | | |
| HQ - Headquarters (Green Timbers) | TN - Training | | | | | | | | | | | | | | | | | | | | | | | | |
| IN - Followup Investigation | TV - Travel | | | | | | | | | | | | | | | | | | | | | | | | |
| MT - Meeting | VM - Vehicle Maintenance | | | | | | | | | | | | | | | | | | | | | | | | |
| | 90 - Sign On - (Moved from Proactive Feb 01/16) | | | | | | | | | | | | | | | | | | | | | | | | |
| <i>Proactive</i> | 90 - Sign On BC - Bar Check EF - Enforcement (Street Checks) FP - Foot Patrol IS - In Service OA - Out and Available PS - Person Stop RB - Road Block SB - Standby TS - Traffic Stop | | | | | | | | | | | | | | | | | | | | | | | | |
| <i>Officer Initiated</i> | All CFS-type activities that occur against an ONVIEW or Officer Initiated File activity. | | | | | | | | | | | | | | | | | | | | | | | | |

Detachment Front Counter:

| | |
|--|-------|
| Number of persons attending the front counter for assistance – April to June, 2017 | 3,335 |
| Average number of persons attending per weekday – April to June, 2017 | 54 |
| Total number of phone calls received by front counter – April to June, 2017 | 4,562 |
| Average number of phone calls received per weekday – April to June, 2017 | 74 |

Crime Reduction:

The Crime Reduction Strategy this fiscal year has broadened its scope. We strive to identify Prolific Offenders as the most prolific persons who habitually, and continually commit crime as a means of feeding their lifestyle. We work together with Crown, Probation, Corrections and other community partners to formally identify prolific offenders and actively engage with them at every opportunity. This includes “pro-active” curfew and probation checks on local subjects who have already been through the judicial process, to encourage compliance with court conditions and curtail criminal activity. We have added Priority Offenders, those persons who are not officially designated prolific; however, they do appear regularly on our radar. We are going to be actively engaging these offenders, as well. A third and new category are Transient Offenders. Those persons who we identify as passing through the community or who suddenly appear out of nowhere. Our engagement with them is to encourage their continued travel, if they are passing through. We have developed a strong information sharing process for our program and are hoping to have a significant impact over the remainder of this fiscal year as a result.

Domestic Violence Unit:

The North Cowichan/Duncan RCMP Domestic Violence Unit focuses on ensuring compliance with provincially established investigative standards regarding domestic violence offences. These standards are stringent and require an incredible time commitment for the officers

conducting domestic violence investigations. These standards are designed to ensure thorough evidence based, risk focused investigations, which will in turn result in increased victim safety, as well as charge approvals at the Provincial Court level. The ultimate goal through this accountability process is to reduce instances of domestic violence; increasing victim safety and reducing the harm that results from domestic violence.

An Interagency Case Assessment Team (ICAT) is working in North Cowichan/Duncan Detachment. This team collaborates and responds more effectively to highest risk domestic violence incidents. An ICAT is a partnership of local agencies, including police, child welfare, health, social service, victim support and other anti-violence agencies. A risk management plan is created by the ICAT that outlines a team's individual commitment to enhance interventions for victims, as well as monitoring, management and support for offenders. The ICAT has received 6 referrals in the second quarter of 2017. 4 were deemed high risk.

Traffic External Support:

We enjoy the support of two Provincial Traffic units who work across the southern part of Vancouver Island; South Island Traffic Services, who are based in Chemainus, as well as, the Nanaimo Integrated Road Safety Unit (IRSU). South Island Traffic Services and Nanaimo IRSU have provided the below reports on their enforcement activity in our Detachment area. This is enforcement that we receive at no additional policing cost.

| South Island Traffic Services for North Cowichan/Duncan Detachment Traffic Enforcement Statistics 2nd Quarter 2017 | | | | | |
|--|------------|------------|------------|---------------|--------------|
| | April | May | June | Total Quarter | Year to Date |
| Driver License Infractions | 29 | 22 | 31 | 82 | 117 |
| Moving Infractions | 28 | 18 | 20 | 66 | 125 |
| Intersection Infractions | 4 | 5 | 5 | 14 | 44 |
| Seatbelt Infractions | 32 | 30 | 18 | 80 | 156 |
| Speed-Related Infractions | 123 | 36 | 98 | 257 | 473 |
| Vehicle-Related Infractions | 26 | 35 | 29 | 90 | 195 |
| Impaired Drug/Alcohol Infractions | 4 | 8 | 7 | 19 | 23 |
| Drug Seizures | 2 | 1 | 1 | 4 | 6 |
| Total Monthly Infractions | 248 | 155 | 209 | | |
| Total Quarterly/Year to Date Infractions | | | | 612 | 1139 |

**Nanaimo Integrated Road Safety Unit Statistics for North Cowichan/Duncan Detachment Area
Traffic Enforcement Statistics
2nd Quarter 2017**

| | April | May | June | Total Quarter | Year to Date |
|---|-----------|-----------|-----------|---------------|--------------|
| Driver License Infractions | 29 | 26 | 21 | 76 | 133 |
| Moving Infractions | 5 | 5 | 2 | 12 | 21 |
| Intersection Infractions | 0 | 1 | 0 | 1 | 2 |
| Seatbelt Infractions | 2 | 5 | 0 | 7 | 11 |
| Speed-Related Infractions | 19 | 26 | 17 | 62 | 124 |
| Vehicle-Related Infractions | 7 | 18 | 6 | 31 | 43 |
| Impaired Drug/Alcohol Infractions | 8 | 5 | 4 | 17 | 22 |
| Testing Infractions | 0 | 0 | 0 | 0 | 4 |
| Other Infractions | 0 | 3 | 0 | 3 | 8 |
| Other Non Motor Vehicle Offences | 0 | 0 | 0 | 0 | 0 |
| Total Monthly Infractions | 70 | 89 | 50 | | |
| Total Quarterly/Year to Date Infractions | | | | 209 | 368 |

Traffic Safety:

Our Detachment Officers strive to educate the users of Cowichan roadways by conducting enforcement and awareness campaigns, in addition to conducting criminal investigations and responding to other calls for service. There are three dedicated traffic resources at the Detachment; all are funded by the Municipality of North Cowichan. For the fiscal year 2017/18 Annual Performance Plan, we committed to work collectively with partner and community agencies to reduce impaired drivers on our roadways and enhance road safety.

The following table is an overview of alcohol and traffic related enforcement by North Cowichan/Duncan Detachment officers during the second quarter of calendar year 2017:

| North Cowichan/Duncan Detachment Quarterly Traffic Statistics 2nd Quarter 2017 | | | | | |
|---|--------------------------------------|-------------------|-------------|-----------------------------|-------------------------------|
| | Municipality of North Cowichan | City of Duncan | Other Areas | Total Detachment Area | Year to Date Detachment |
| 24 hour Suspension by Alcohol | 4 | 1 | 2 | 7 | 11 |
| 24 hour Suspension by Drug | 7 | 0 | 1 | 8 | 10 |
| Immediate Roadside Prohibition | 3 | 2 | 11 | 16 | 32 |
| Prohibited Drivers (Prov & CC) | 6 | 3 | 7 | 16 | 30 |
| Vehicle Impounds | 12 | 3 | 12 | 27 | 51 |
| Violation Tickets | 135 | 35 | 23 | 193 | 434 |
| Written Warnings | 63 | 46 | 24 | 133 | 301 |
| Distracted Driving | 4 | 28 | 1 | 33 | 91 |

Police/Community Relations and Visibility:

The Traffic and Community Engagement (TRACE) Unit continues to focus their efforts on five identified priorities: Visibility, Traffic, Homelessness, By-laws for nuisance properties, and Youth at Risk. As well, TRACE provides assistance to the General Duty Watches.

TRACE officers have actively conducted Bike Patrols, Foot Patrols and Hot Spots checks this quarter. The Detachment as a whole conducted 305 Foot patrols, 75 Bike patrols, 138 School Zone patrols and 1,310 Hot Spot patrols. TRACE officers engage positively with the local homeless people and "At Risk Youth".

The TRACE Unit has initiated a trial run of the 'Car 60' program and are receiving positive feedback. The program provides a mobile unit, consisting of a uniformed police officer and a psychiatric nurse (Crisis Response Team), engaging with individuals with mental health or substance use issues, who do not have a General Practitioner. The program offers on-site support, crisis intervention and referrals to appropriate services. We are hopeful this initiative will reduce the number of calls and time required for police services, and will offer early intervention to those in need.

The TRACE Unit has done multiple traffic enforcement initiatives over the last quarter, continuing to target distracted drivers and conducting enforcement on speeding and impaired drivers.

Alcohol and Substance Abuse:

The Detachment continues to operate the "Bar Walk" program. The B.C. Liquor Control and Licensing Branch and their area Enforcement Inspectors are kept informed of any LCLA infractions or concerns. Through the Bar Walk program, we provide a visible reminder to those persons who are considering driving, that we are in the area. We work in cooperation with bar staff to monitor and diffuse problem patrons as requested.

Officers made 42 bar checks this quarter in licensed establishments. These patrols include checks of authorized special events, such as beer gardens and dances at local halls.

In early January, in collaboration with the Detachment and other agencies, Island Health opened the Sobering Centre, located at Warmland House. Although it is too soon to tell, it is anticipated that the Sobering Centre will positively impact the number the prisoners having to be held in cells.

Human Resources Status Report:

Established regular R.C.M.P. Officer Total: **59**

- **31** Municipality of North Cowichan - **24** Provincial - **4** First Nation's Community Policing

We continue to work with Human Resources in an effort to fill both general duty (uniformed) positions and supervisory vacancies. The Detachment continues to have a significant number of personnel affected by medical/injury concerns.

Prisoner Statistics:

Reflected in the chart below is the breakdown of prisoners arrested in the various Detachment areas for the second quarter of 2017:

| North Cowichan/Duncan Detachment Prisoner Statistics 2nd Quarter | | | | | | | | | |
|--|------------|------------|------------|-------------|---------------------------|------------|------------|------------|------------|
| 2017 | | | | | 2016 | | | | |
| | Municipal | Provincial | Duncan | Qrter Total | | Municipal | Provincial | Duncan | Total |
| April | 46 | 74 | 33 | 153 | April | 70 | 85 | 23 | 178 |
| May | 51 | 62 | 38 | 151 | May | 67 | 84 | 22 | 173 |
| June | 39 | 71 | 30 | 140 | June | 81 | 69 | 28 | 178 |
| Quarter Total | 136 | 207 | 101 | 444 | Qrter Total | 218 | 238 | 73 | 529 |
| Year to Date Total | 278 | 407 | 186 | 871 | Year to Date Total | 366 | 461 | 131 | 958 |

Volunteer Programs:

Cowichan Community Policing Volunteer Program and Services:

In the second quarter of 2017, Cowichan Community Policing held training sessions each month for Block Watch Captains/Co-Captains. These newly trained Captains/Co-Captains are now in the process of organizing their neighbours in getting the Block Watch program started in their neighbourhood. New blocks include Keystone Place, Quamichan Park Rd, Moorfield and Ryall Rd. This program is highly effective and it is one of the programs that will be continued to be supported by Cowichan Community Policing, with assistance from the R.C.M.P Auxiliaries.

Safety presentations were made to several senior residences during this quarter. These presentations were geared toward senior safety, along with fraud and scam awareness and prevention. The Community Policing Advisory Society (CPAC) recognizes seniors as a target population; as such, CPAC supported a grant application to the New Horizon's Program asking for funding for an initiative that would help address seniors living in isolation. The implementation of this project would begin in early 2018, subject to funding, and would include "conference calls" to seniors living in isolation, as well as, a day symposium.

During the second quarter, presentations were made to businesses on shoplifting prevention and two safety audits were conducted. The Cowichan Community Policing manager also organized two 'Coffee with a COP' sessions for the Officer in Charge of the Detachment. These sessions allowed for informal discussions with the public.

The annual general meeting for CPAC was held in June. A program review and ways to recruit and retain volunteers was done by the Cowichan Community Policing manager. In collaboration with the Detachment, a strategy is being worked on with plans to implement it in the fall. The goal is to increase the number of volunteers for 2018.

Cowichan Community Policing participated in the Canada Day and will be attending other community events, such as the 39 days of July, Summer Festival and the Cowichan Exhibition. Foot patrols, manning of information tables and displays is done by Cowichan Community Policing volunteers and the manager.

Speed Watch continues to be a busy program. Volunteers are being kept active in complaint areas and high crash locations. Requests for attendance at locations has surpassed volunteer capacity; therefore, the Speed Watch program is asking complainants to consider volunteering with the program in an effort to increase the frequency the board can be utilized.

Cowichan Community Policing is currently running an initiative called the '39 days of Crime Prevention' on its Facebook page. The initiative provides something new each day in the form of a crime prevention tip, a link to a safety tip, a government announcement or like event. There is a contest attached to this initiative.

The chart below outlines some of the CPO's volunteer activities this quarter:

| Community Policing Volunteer Programs 2nd Quarter 2017 | | | | | |
|---|-------|------|------|---------------|--------------------|
| | April | May | June | Quarter Total | Year to Date Total |
| CPO Visitations/Contacts | 531 | 945 | 682 | 2158 | 3927 |
| Lock Out Auto Crime Audits | 1626 | 1337 | 2004 | 4967 | 9066 |
| Number of Notices Issued | 13 | 7 | 9 | 29 | 60 |
| Speed Watch Vehicles Checked | 5711 | 5201 | 5186 | 16098 | 19605 |
| % of Speeders >10km posted limit | 23% | 22% | 25% | 23% | 23% |
| Mileage on Patrol (COP Jeep) | 133 | 292 | 211 | 636 | 1656 |
| Safety Presentations | 4 | 7 | 6 | 17 | 30 |
| Total Volunteer Hours | 261 | 379 | 320 | 960 | 1769 |
| Number of Active Volunteers | 20 | 22 | 22 | | |

Cowichan Valley Regional Victim Services:

Victim Services in the North Cowichan/Duncan Detachment responds to critical incidents/crisis intervention call outs from police on a 24 hour, 7 day a week basis. Victim Services provide initial defusing, stabilization and act as a liaison between victims and emergency personnel, providing an invaluable service to the public and police alike. Second quarter statistics are referenced below:

| Cowichan Valley Regional Victim Services 2nd Quarter 2017 | | | | | |
|--|-------|-----|------|---------------|--------------------|
| | April | May | June | Quarter Total | Year to Date Total |
| New Clients | 78 | 98 | 78 | 254 | 478 |
| Females | 59 | 70 | 61 | 190 | 352 |
| Males | 19 | 28 | 17 | 64 | 126 |
| Calls For Service at scene | 9 | 12 | 9 | 30 | 63 |
| Referrals By Area | | | | | |
| North Cowichan | 30 | 45 | 35 | 110 | 202 |
| Duncan | 12 | 10 | 14 | 36 | 64 |
| Cowichan Tribes/FNP | 12 | 6 | 3 | 21 | 37 |
| Provincial Areas | 2 | 9 | 3 | 14 | 43 |
| Total | 56 | 70 | 55 | 181 | 346 |
| Brief Service Files | 4 | 4 | 10 | 18 | 33 |

Note:

While we had an extremely busy 2016, the first 6 months of 2017 have been even busier. There has been a 6% year to date increase in calls for service over the same period in 2016. The Detachment will require additional resources to manage the ongoing increase in calls for service. The commitment of Council to support additional Municipal resources is a good start. We will continue to seek additional Provincial resources going forward.


Respectfully submitted,

Inspector Ray Carfantan

Officer in Charge, North Cowichan/Duncan R.C.M.P. Detachment



Barefoot in the Park



Safe Needle Disposal Toolkit

Cowichan Valley Region, BC, Canada



Draft

The 2017 Safe Needle Disposal Toolkit is an updated version of the original version published in 2009 and is based on the collaboration and work of the Safe Needle Disposal Working Group, which was a subcommittee of the Cowichan Valley Regional District's Community Safety Advisory Committee. Partners of this regional strategy included representatives from; Canadian Mental Health Association, City of Duncan, Cowichan District Hospital, Cowichan Valley Regional District, District of North Cowichan, Mental Health and Addictions VIHA, NARSF Programs Ltd., RCMP, Safer Futures School District 79, Social Planning Cowichan, and the Vancouver Island Health Authority.

These partners collaborated to identify and pursue improvements to the health and safety of our community.

ACKNOWLEDGEMENTS

To the Cairnsmore Neighbourhood and Neighbourhood Working Group for identifying this safety issue.

AIDS Vancouver Island for use of the Victoria Safe Needle Disposal Toolkit as a starting point.

Much of the content in the 2009 version of the toolkit was previously published in the Safe Edmonton Safe Needle Disposal Toolkit. Many thanks to them for their amazing groundwork in creating safer communities.

Visit www.edmonton.ca/Safedmonton for more information on their projects.

For more information please contact:

The Community Safety Advisory Commission
(CSAC) 250-746-2561

This document is available for download at
www.cvrld.bc.ca



Draft

Table of Contents

Steps to Safe Needle Disposal page 12

Needle Use in the Cowichan Valley.....4

 A Glossary in Pictures.....5

 Lancets.....5

 Blue Plastic Vials.....5

 Crack Pipes.....5

 Needle Clips.....6

 Disposal Boxes.....6

 Sharps Containers.....6

Who Can Get Hurt?.....7

What are the Risks?.....8

 Tetanus.....8

 Staphylococcus Aureus...9

 HIV/Aids.....9

 Hepatitis.....10

Unsafe Needle Disposal.....11

Safe Needle Disposal.....12

When to Call for Help?.....13

What to do if Poked by a Needle?.....13

Places to take Needles.....14

 Map of 24 hour drop box locations..15

Sharps Pick Up Service.....16

Resources and Information.....16



Draft

Needle use in the Cowichan Valley

- People use needles for many different purposes. There are many medical conditions that involve the use of needles. Diabetes is the most common. People with conditions like cancer and arthritis use needles to control pain. Some people use needles to inject illegal drugs.
- People who use injection drugs have said they do not intend to harm other people in the community when they are discarding used needles. Many will throw out needles safely if there are safe choices available.
- Everyone who uses needles has the same need to get rid of their used needles safely. With safe disposal, no one gets hurt accidentally.



Choices for Disposing Needles

- Many pharmacies take back used needles from their customers.
- The Canadian Mental Health Association (CMHA) Sharps Pick Up Team takes used needles 24 hours 7 days a week and can provide empty needle boxes for collection. Call 250-732-3330.
- CVI Harm Reduction Services offers free needle exchange services for injection drug users and provide empty needle boxes for collection for Duncan and Lake Cowichan on Tuesdays 12pm-8pm and Ladysmith Fridays 1pm – 10pm and Saturdays 6pm – 10pm. Call 1-844-482-4239 or 250-510-3637.
- Public washrooms at the Island Savings Centre and those adjacent to the Duncan Train Station have needle disposal boxes in each of the washroom stalls.
- Needle Disposal boxes are located at various parks and public areas within the core area of Duncan (see map of drop box locations)
- Margaret Moss Public Health Unit will take used needles and provide empty needle boxes for collection 8:30-4:30 Mon – Fri.
- CVRD recycling depots also receive needles for disposal. Bings Creek Solid Waste Management Complex at 3900 Drinkwater Road (off Hwy 18), Peerless Road Recycling Drop off Depot in Ladysmith at 10830 Peerless Road, and Meade Creek Recycling Drop-off Depot in Lake Cowichan at 8855 Youbou Road.
- The Cowichan Valley Food Bank at 5810 Garden Street takes used needles.

Barefoot in the Park
Safe Needle Disposal Toolkit
Cowichan Region



Draft

A Glossary in Pictures



The syringes and needles used at home or by injection drug users look the same as the syringes and needles you see in a doctor's office. Needles are also called "sharps" and syringes, needles and lancets are known as "needle debris".



What does a Lancet look like?

People with diabetes use a lancet – a very small needle – to prick their finger to draw blood. They do this several times each week to check the level of sugar in their blood. The needle sits inside a holder, or a lancing device.



What are those plastic vials?

Sterile water may be used in the preparation of injection drugs and come in small blue, pink or clear plastic vials.



What does a crack pipe look like?

People in the Cowichan Valley may also find crack pipes on the street. Crack pipes should be treated the same as needle debris and disposed of in a safe manner.



*Draft***What does a needle clip device look like?**

Diabetics will use a needle clip device to break off the metal needle of their insulin injections. Its opening is only large enough for the needle to fit through. The sides push together to clip the needle from the syringe. The purpose is to seal the needles in a container so that no one else gets accidentally poked.

**What does a needle disposal box look like?**

These boxes are used for collecting used needles. Needle boxes are mounted and found in various locations in the Cowichan Valley.

**What is a sharps container?**

A sharps container is made of hard plastic with a sealable opening at the top. It is especially made for safely holding used needles, syringes and lancets. Sharps containers or “biohazard containers”, come in various sizes and can hold a large number of needles. Various pharmacies, public health agencies and organizations have sharps containers available and often do not have a cost for purchase.



*Draft***Who can get poked accidentally?**

People using needles need a way to throw them out after they are finished using them. Without wanting to harm anyone else, they may throw the needles in the garbage or on the ground if they don't see an easy way to get rid of them safely or if they have not been educated about safe disposal.

How could this happen?

- A person who tries to put the cap back on a needle can easily get poked.
- A curious child in a playground can pick up a needle tucked under a bush and get poked.
- A person looking through garbage for pop cans and empty bottles can get poked if someone tossed a needle in the bin.
- A parks maintenance person can get poked if there are needles hidden in a flowerbed or under a shrub in a park.
- A person who picks up a needle while walking along the street or an alley can get poked if it is not handled properly. Carrying loose needles without a container could lead to an accidental injury.
- A worker who is cleaning public washrooms or hotel rooms can get poked if needles are hidden in tissue paper or wastebaskets.
- A child attracted to something shiny or an adult reaching under a heating vent in the hallway of an apartment building can get poked by a needle pushed underneath.
- A city waste collector can get poked by a needle sticking out of a garbage bag. Even needles in food containers can poke out if the container gets crushed.
- In addition to people getting hurt, an animal can get poked wandering through bushes where needles are hidden.



These are just some of the examples of situations where people could get hurt. Safe needle disposal keeps our communities clean and safe for everyone.



*Draft***What are the Risks?**

We know picking up other people's garbage with bare hands is not a good idea because it's an easy way to spread infection. Needles are like other garbage. Picking up needles with your bare hands is a way to get infected if you have an open cut. When a person finishes using a needle, some of that person's blood may still be inside the needle or syringe. If a needle pokes you, you could get sick as well.

Most people will not get sick by picking up or by being poked by a used needle. When viruses in needles are exposed to the open air, viruses usually die. There is no way to know how long a needle has been lying where you found it, so it best to be safe.

If you are accidentally poked by a needle:

- You may get Tetanus
- You may get a Staphylococcus Aureus infection
- You are at risk of getting hepatitis B or C, but the risk is negligible
- You are very unlikely to get HIV because the virus does not live in the air for more than a few minutes.¹



¹ BC center for excellence in HIV/AIDS; Canadian HIV/AIDS Legal Network

What is Tetanus?

Tetanus is a serious disease, caused by poison from tetanus bacteria. It attacks muscle nerves and can be fatal.

- You can get the bacteria from needles that are not clean (sterilized)
- You can get Tetanus when you have an open cut and you touch bacteria in soil, feces, or rusted metal.

You can prevent Tetanus ...

- By getting immunized
- By using clean needles
- By not touching feces and rusted metal with your bare hands

Tetanus can be treated with medication and may include a long period of recovery.



Draft

What is Staphylococcus Aureus?

Staphylococcus Aureus (Staph) is a group of bacteria that infects the body. Over 30 different types of Staphylococci can infect humans, but most infections are caused by Staphylococcus Aureus. In the majority of cases, the bacteria do not cause disease. However, damage to the skin or other injury may allow the bacteria to overcome the natural protective mechanism of the body, leading to infection.

- Staph can be spread from one person to another through casual contact to through contaminated objects. Staph infection can enter the body through an open sore or cut.
- Staph is commonly spread from the hands of someone who has it. This could be anyone in a health care setting or in the community.

You can prevent Staph infections...

- By practicing good hygiene.
- By washing your hands frequently.
- By covering wounds, and not sharing towels, needles, or razors.

Staph infections are treated with antibiotics.

What is HIV/AIDS?

HIV (or human immunodeficiency virus) is a chronic disease that weakens the immune system. Without proper treatment, the immune system can become too weak to fight off serious illness. The risk of contracting HIV from a needle is extremely unlikely.

- HIV is found in all body fluids of an infected person. It is spread through blood, semen, vaginal secretions and breast milk.
- HIV is spread by having unprotected sex.
- HIV is spread by sharing needles.
- The risk of contracting HIV from a needle poke injury is extremely unlikely as the bacteria dies within a few minutes of exposure to air.

You can greatly reduce the risk of getting or spreading HIV...

- If you practice safe sex by using a condom
- If you use clean needles every time

There is no cure for HIV at this time, but with proper care most people can live a long and healthy life.



Draft

What is Hepatitis?

Hepatitis is a disease of the liver, caused by a virus.

- Hepatitis A is spread through contaminated food or water.
- Hepatitis B and C are spread from blood or body fluids of one person who has hepatitis to the blood or body fluids of another person.
- You can get hepatitis if you share needles with someone who carries the virus.
- You can get the disease if you get poked by a needle with infected blood on it, but the risk is low.
- You can get the disease if you have sex with someone who is infected. The risk is low.

You can prevent getting or passing hepatitis to someone else...

- If you use clean needles every time.
- If you practice safe sex by using a condom.
- By getting the Hepatitis B vaccine.

Most people recover completely if they get sick with Hepatitis B. There is no vaccine to prevent Hepatitis C. Only 3 of every 10 people with Hepatitis C know they have the disease and most carry the virus for a long time. Complex drug treatment works for some people.



Draft

Unsafe Ways to Dispose of Needles

| | Why is it unsafe? |
|--|--|
| <p><i>Putting needles in the garbage.</i></p> <p style="text-align: center;">X</p> | <p>Waste collectors can get poked if the needles are loose or in a container. Containers can get crushed and the needles come through</p> |
| <p><i>Putting needles in the recycling bin.</i></p> <p style="text-align: center;">X</p> | <p>Waste management workers sort all the recycled items we put in blue bins by hand. A worker could get poked by a needle.</p> |
| <p><i>Putting needles down the toilet or down the sewer.</i></p> <p style="text-align: center;">X</p> | <p>The needles go into the sewer system and then into the ocean. City staff working in the drains could get poked and it is environmentally unclean.</p> |
| <p><i>Putting needles on the ground or under a bush.</i></p> <p style="text-align: center;">X</p> | <p>A child, adult, or pet could get scratched or poked. City cleaning staff could get poked.</p> |
| <p><i>Tucking needles into places they won't be seen.</i></p> <p style="text-align: center;">X</p> | <p>A person cleaning, such as a janitor or housekeeping staff, could get hurt.</p> |



Draft

Safe Needle Disposal

CHILDREN...

You should leave the needle where it is. Call an adult for help.

ADULTS...

If you see a discarded needle, you can choose to dispose of it yourself or you can call for help. You do not need to be afraid if you are cautious, as the risks of injury or infection are low.

Steps to Safe Needle Disposal

Step 1

Do not try to put the cap back on the needle. Do not snap, break or bend any part of the needle.



Step 2

Pick the needle up carefully with tongs or gloved hands.

Step 3

Put the needle in a hard plastic container and tightly seal and label it.



Step 4

Take the needle(s) to one of the 24 hour drop box locations (see map on page 15) or to a CVRD recycling depot at Bings Creek, Peerless Road or Meade Creek or to other sharps disposal locations listed on pages 14 - 15.*

* Check directly with CVRD Recycling Depots and various disposal locations for service hours

If you are not comfortable picking up needles and need more information, call CMHA Sharps Pick Up Team at 250-732-3330 or CVI Harm Reduction Outreach at 1-844-482-4239 or 250-510-3637.



Draft

When do I call for help?

- If you are too nervous to pick it up.
- If you see multiple needles in a pile, for example, in a stairwell or behind a dumpster.
- If you see broken needles scattered on the ground.
- If you have no way of taking the needle in a strong container to a safe place.

What should you do if you get poked by a needle?

If a needle or other sharp object has poked you that you suspect has been in contact with blood or a body fluid containing blood:

- 1**

IMMEDIATELY:

Wash the affected part with soap and warm water;
Disinfect with alcohol swab; apply band aid.
- 2**

Call Island Health Communicable Disease Prevention (weekdays 8:30 a.m. to 4:30 p.m.)
at:
1-866-665-6626 or go to the hospital emergency room for assessment.
- 3**

If the injury happens when you are at work,
be sure to tell your immediate supervisor



Draft

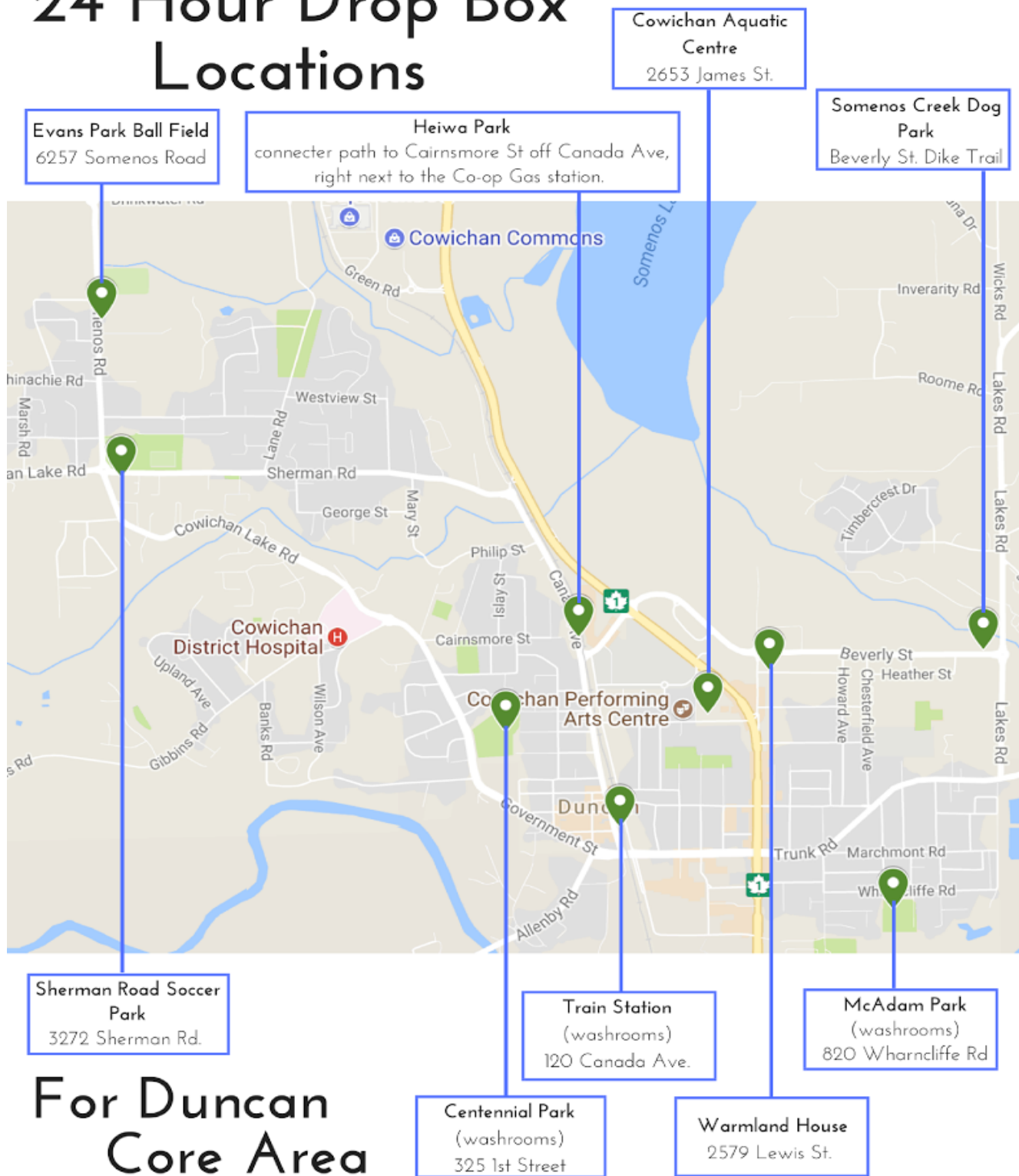
Places to take needles

| | |
|---|---|
| <p>Needles can be dropped off at one of the three recycling depots, North Cowichan/Bings Creek, Ladysmith/Peerless Road, or Lake Cowichan/Meade Creek.</p> <p>Some Pharmacists will accept sharp containers for disposal. Please call your local pharmacy to ask about disposal options.</p> <p>Needles can be taken to various 24-hour access drop box locations in the core area of Duncan (<i>see map on page 15 for location listings</i>)</p> <p>If the needle(s) are on public property in other areas, you can call your municipality to notify their public work crews.</p> <p>For more information on Safe Needle Disposal Drop off at CVRD recycling depots, please call the CVRD Recycling Hotline at 250-746-2540</p> <p>Island Health, Duncan Mental health and Substance Use 71 Government St. Duncan OR 3088 Gibbons Road, Duncan 250-737-2007 8:30 am - 4:30 pm</p> <p>Cowichan Tribes Ts’ewultun Health Centre 5768 Allenby Rd, Duncan 250-746-6184 8:30 am -4:30 pm</p> | <p>CVRD Recycling and Waste 250-746-2540</p> <p>Bings Creek 3900 Drinkwater Road, Duncan open daily from 8 am - 5 pm</p> <p>Peerless/Ladysmith 10830 Westdowne Road, Ladysmith Summer Hours (April 1 to October 31): Wednesday through Sunday, 9 am - 5 pm Winter Hours (November 1 to March 31): Wednesday, Saturday and Sunday only 9 am - 5 pm</p> <p>Meade Creek/Youbou 8800 North Shore Road, Lake Cowichan Summer Hours (April 1 to October 31): Tues, Wed, Sat and Sun, 9 am - 5 pm Winter Hours (November 1 to March 31): Wed, Sat and Sun only 9 am - 5 pm</p> <p>Warmland House 2579 Lewis St, Duncan 250-715-1132 gate open 8 am – 5 pm; after hours use drop box located just outside the gate.</p> <p>Margaret Moss Health Unit 675 Canada Ave, Duncan, BC 250-709-3050, 8:30 am -4:30 pm.</p> <p>Chemainus Health Care Centre 9909 Esplanade St, Chemainus 250-737-2040, 7:30 am -10:30 am. MUST BE IN SHARPS CONTAINER.</p> |
|---|---|



Draft

24 Hour Drop Box Locations



For Duncan Core Area

Barefoot in the Park
Safe Needle Disposal Toolkit
Cowichan Region



Draft

Sharps Pick up Service Providers

Canadian Mental Health Association (CMHA)

Sharps Pick Up Team

7 Days a week

250-732-3330 text or phone

CVI Harm Reduction Services

Duncan and area, Tues 3 pm – 8 pm

Ladysmith, Fri & Sat 4:30 pm – 9:30 pm

1-844-482-4239 OR 250-510-3637 text or phone

Resources and Information

NARSF Programs

<http://www.narsf.org/>

250-754-2773

Cowichan Community Policing

<http://www.warmlandcops.com/>

250-701-9145

Island Health, Communicable Diseases

Prevention and Control Services

<http://www.viha.ca/mho/disease/communicable-disease-services.htm>

1-866-665-6626

BC Health Link

811

<https://www.healthlinkbc.ca/>

AIDS Vancouver Island

250-384-2366

www.AVI.org



Margaret Moss Public Health Unit, Duncan

250-709-3050

www.viha.ca

Ladysmith Public Health Unit

250-739-5777

www.viha.ca

Lake Cowichan Public Health Unit

250-749-6878

www.viha.ca

British Columbia Centre for Disease Control

604-707-2400

www.bccdc.ca

“What is HIV/AIDS?” Public Health Agency of

Canada: <https://www.canada.ca/en/public-health/services/diseases/hiv-aids.html>

Hepatitis C Information

www.hepinfo.ca



Liquor Store Related Concerns in Cedarwood Plaza
Community Safety Advisory Commission

Summary:

Requests were received via letters from North Cowichan (May 20th, 2016) and City of Duncan (July 12th, 2016) directed to CSAC “that the liquor store related issues/concerns in the Alexander/Whistler Street area be referred to the CVRD’s CSAC and RCMP to consider expanding the Crime Prevention Through Environmental Design (CPTED) study of the Beverly Street Area.”

Issues:

The Municipality of North Cowichan and the City of Duncan expressed concerns around the Liquor Store located at 5777 Trans Canada High way in the Cedarwood Plaza. Businesses and residents in the immediate area expressed concerns around the increase incidents of vandalism, loitering, public drinking and drug use, discarded needles, criminal activity and visible homelessness. These incidents are directly affecting the businesses and their customers.

Background:

Discussion by CSAC members to date has highlighted the need for further background information and consultation to provide adequate analysis. An initial CPTED review was conducted as a first step in the analysis of the issues however the concerns presented indicate a more complex problem than would be indicated for a CPTED review of the area. A more comprehensive community safety audit is recommended.

In October 2016, CSAC member Corporal Cari Lougheed and Safer Futures staff Christy Villiers attend a Level 1 CPTED Certification course in which their study incorporated the Cedarwood Plaza. Initial findings of the assessment indicated a dire need for general maintenance, control over pedestrian and vehicle flow of traffic, and a clear understanding of where responsibility for maintenance and security lies between the businesses, building owners and land owners. Recommendations from the initial CPTED assessment included:

- Communicate CPTED Assessment to North Cowichan, City of Duncan, building and land owners, and businesses.
- Emphasize the need of incorporating neighbourhood context into account when approving business licenses.
- Follow up with local governments to ensure they are using the Safety Lens.
- Follow up with local governments to ensure they are enforcing bylaws and building codes in this area.
- Engage with community members to gather more information on neighbourhood context (Safety Audit Walk).

Next Steps:

- Safer Futures along with Social Planning Cowichan will be conducting Safety Audit Walks in the fall of 2017. (Funding Dependent) Findings to be reported along with initial CPTED Assessment findings.
- To update the Safety Lens and present it back to local governments along with a process for implementation.
- Follow up with RCMP and Bylaw officers from North Cowichan to determine the status of bylaws and building code infractions.

